



October 17th, 2016

**Camden County Senate Bill 40 Board
(dba) Camden County Developmental
Disability Resources**

Open Session Board Meeting

Agenda

Camden County Senate Bill 40 Board
D/b/a Camden County Developmental Disability Resources
100 Third Street
Camdenton, MO 65020

Tentative Agenda for Open Session Board Meeting on October 17th, 2016, 4:00 PM

This Board Meeting will be held at:

255 Keystone Industrial Park Drive

Camdenton, MO 65020

Call to Order/Roll Call

Approval of Agenda

Approval of Open Session Board Meeting Minutes for September 19th, 2016

Acknowledgement of Distributed Materials to Board Members

- CLC Monthly Reports
- LAI Monthly Reports
- Support Coordination Report
- CARF Reports
- Agency Economic Report
- August 2016 Credit Card Statement

Public Comment

Pursuant to **ARTICLE IV, "Meetings"**, Section 5. Public Comment:

"The Board values input from the public. There shall be opportunity for comment by the public during the portion of the Board agenda designated for "Public Comment". Public comment shall be limited to no more than 3 minutes per person to allow all who wish to participate to speak. It is the policy of the Board that the Board shall not respond to public comment at the Board meeting."

"Only comments related to agency-related matters will be received, however such comments need not be related to specific items of the Board's agenda for the meeting. The Board shall not receive comments related to specific client matters and/or personnel grievances, which are addressed separately per Board policies and procedures."

Speakers/Guests

- NONE

Monthly Reports

- Arc of the Lake
- Lake of the Ozarks Developmental Center (LODC)
- Children's Learning Center (CLC)
- Lake Area Industries (LAI) – ***Includes Presentation of LAI's 2017 Budget***

Old Business for Discussion

- Transportation Updates
- Macks Creek Park Community Event
- Arc of Missouri's Annual Education Summit – "Employment: The Landscape has Changed"
- Victimization Public Awareness Campaign – ***Showing of First Victimization Film***

New Business for Discussion

- NONE

September Support Coordination Report

September CARF Reports

September Agency Economic Report

August 2016 Credit Card Statement

Closed Session Pursuant to RSMo 610.021, Subsections (8) & (14)

Board Education Session – CCDDR Budgets

Adjournment

The news media may obtain copies of this notice by contacting:

Ed Thomas, CCDDR Executive Director

5816 Osage Beach Parkway, Suite 108, Osage Beach, MO 65065

Office: 573-693-1511 Fax: 573-693-1515 Email: director@ccddr.org

September 19th, 2016
Open Session Minutes

CAMDEN COUNTY DEVELOPMENTAL DISABILITY RESOURCES
Open Session Minutes of September 19, 2016

Members Present Judy Crawford, Paul DiBello, Suzanne Perkins,
Jim Powell, Lisa Jackson, Bob Robinson, Brian Willey

Members Absent Max Fisher, Angela Sellers

Others Present Ed Thomas, Executive Director

Guests Marilyn Martin
Susan Daniels, Lisa Berkstresser (CLC)
Tiffany Maasen, Lilly Smith, Marvin Johnson, Jim Rogers
Chris Bothwell
Edmond Thomas, Myrna Blaine, Rachel Baskerville, Gigi Maha,
Linda Simms, Jeanna Cupp, Marcie Vansyoc (CCDDR)

The board chair read “respect the meeting order of board business” to all in attendance.

Approval of Agenda

Motion by Suzanne Perkins, second Brian Willey, to approve the agenda as presented.

AYE: Judy Crawford, Paul DiBello, Suzanne Perkins,
Jim Powell, Lisa Jackson, Bob Robinson, Brian Willey

NO: None

Approval of Open Session Board Minutes for August 15, 2016

Motion by Paul DiBello, second Suzanne Perkins, to approve the August 15th minutes as presented.

AYE: Judy Crawford, Paul DiBello, Suzanne Perkins,
Lisa Jackson, Bob Robinson, Brian Willey

NO: None

ABSTAIN: Jim Powell because he was not present
at the August 15th, 2016 board meeting.

Approval of Closed Session Board Minutes for August 15th, 2016

Motion by Lisa Jackson, second Paul DiBello, to approve the August 15th minutes as presented.

AYE: Judy Crawford, Paul DiBello, Suzanne Perkins,
Jim Powell, Lisa Jackson, Bob Robinson, Brian Willey

NO: None

ABSTAIN: Jim Powell because he was not present
at the August 15th, 2016 board meeting.

Acknowledgement of Distributed Materials to Board Members

- CLC Monthly Reports
- LAI Monthly Reports
- Support Coordination Report
- CARF Report
- Agency Economic Report
- July 2016 Credit Card Statement
- Resolutions 2016-37

Speakers/Guests

- None

Monthly Reports

Arc of the Lake

Myrna Blaine

Not a lot of changes have been made since last meeting. The ARC of the Lake has 2 new board members. The Arc is still drafting their strategic plan and is working on getting the inclusive playground. The Arc's next board meeting is the first Tuesday in October at 6pm at the Miller County Senate Bill 40 office.

Lake Ozarks Developmental Center (LODC)

Marilyn Martin

LODC is working with DMH and Rolla Regional to amend their contract. LODC is a member of MARF and receiving a lot of useful information. Assessments are being gathered to find out how many people would like community employment. LODC and People's First Halloween party will be October 20. The annual LODC audit conducted by Evers and Company will be the week of September 26th. AED equipment will be purchased by LODC with a \$1300 grant that was received. The equipment is compatible with the Camdenton Ambulance District. A LODC staff member is training to be CPR instructor.

Children's Learning Center (CLC)

Susan Daniels

CLC's attendance is now 23 children. September 24th will be the annual yard sale and October 28th CLC will be sponsoring their annual trunk or treat. Anyone interested in participating in the trunk or treat needs to contact Susan at CLC. The two Sunday December Celebration cruises have been sold out and Celebration Cruises of Osage Beach is opening up a third Sunday. CLC will receive half of the monies taken in for the cruises. The new playground is complete except for one area.

Lake Area Industries (LAI)
Tiffany Maasen

Contract Packaging is picking up. The foam project is doing well but waiting on inspection. Gifted Gardens will open on September for 5 to 6 weeks selling mums and other fall items. Clothing is not being picked up and clothes are being given to thrift stores in Springfield (Victory Mission). Gift Cards are being given to LAI employees to be used at Gifted Goods and Garments. Gifted Goods and Garments is maintaining but not breaking even. LAI has 44 DD employees and have no waiting list for employment. A meeting with CCDDR will be held Thursday. Wood products price is increasing. Transportation is doing well: some LAI drivers will retire at end of year or find employment with OATS. There is concern with parents of LAI employees who will be using public transportation/OATS. The concern lies with “who” may be on the bus. LAI stated parents would like to meet with OATS to discuss some of their concerns regarding situations that might arise.

Old Business for Discussion

- **Transportation Updates**

Some families are concerned about transportation; employment is the driving force behind all of this. Surveys have been sent out and returned to access the need for transportation. A deviated route system will be used. OATS will meet to talk with families. OATS funding for the aging is has diminished over the years. DMH is excited about what CCDDR is trying to accomplish regarding transportation needs as it will free up state monies. A presentation on transportation will be held September 21 at the Linn Creek Employment center. Jack Heusted with OATS will attend a CCDDR board meeting before year’s end to also do a presentation regarding OATS/CCDDR transportation.

- **Macks Creek Park Community Event**

CCDDR and the Macks Creek Park Advisory Board will sponsor a picnic on Saturday, September 24 at the Macks Creek Park. Camden County Commissioners approved negotiations with Unlimited Play to develop an inclusive playground for the park. CCDDR will be involved with the playground startup.

- **Victimization Public Awareness Campaign**

A filming of the first Victimization Public Awareness Campaign for Camden County has been completed. The film will premier at the ARC of Missouri’s Third Annual Education Summit on October 12th at Stoney Creek Conference Center in Columbia. CCDDR board members are invited to attend.

New Business for Discussion

- **NONE**

August Support Coordination Report

The Rolla Satellite Regional Office (RSRO) conducts ISP reviews each quarter on 5 to 8 persons on CCDDR caseloads. The second quarter, all 5 plans chosen by the RSRO met 100% compliance. Once a year the RSRO picks 1 client from each Support Coordinator's caseload and reviews the personal work and the paperwork completed by the Support Coordinator. This is the first year CCDDR did not get an APSE.

Motion by Suzanne Perkins, second Lisa Jackson, to approve the report as presented.

AYE: Judy Crawford, Paul DiBello, Suzanne Perkins,
Jim Powell, Lisa Jackson, Bob Robinson, Brian Willey

NO: None

August CARF Reports

Support Coordinator caseloads and intake is picking up although Medicaid eligible clients have dropped somewhat.

Motion by Lisa Jackson, second Bob Robinson, to approve the reports as presented.

AYE: Judy Crawford, Paul DiBello, Suzanne Perkins,
Jim Powell, Lisa Jackson, Bob Robinson, Brian Willey

NO: None

August Agency Economic Report

Kudos to Myrna and TCM folks for the great reviews received from RSRO. Every 3 years, the Missouri State Highway patrol performs an audit regarding background requests from CCDDR. The results from the audit showed CCDDR being 100% compliant. TCM income is a little lower than usual but only \$1,085 off budget. Paperwork for Medicaid eligibility determination and spend down needs to be received in a timelier manner. Presently we are at 85% Medicaid eligibility. There is not much flexibility in the budget.

Motion by Bob Robinson, second Paul DiBello, to approve the report as presented.

AYE: Judy Crawford, Paul DiBello, Suzanne Perkins,
Jim Powell, Lisa Jackson, Bob Robinson, Brian Willey

NO: None

July 2016 Credit Card Statement

Due to receipt of credit card statement and date of board meetings, a monthly delay will be seen for the credit card statement.

No Questions and a vote not necessary.

Discussion and Conclusion of Resolutions:

1. Resolution 2016-37 – Authorization for Executive Director to Effect a Change in Health Insurance Provider and coverage.

Employee's health insurance is paid 100% by agency. In the past, a couple of potential employees turned down employment due to insurance for spouse/family not being paid by CCDDR. MACDDS is working with MPR to get a group rate savings on health insurance. Quotes are being received from other insurance carriers as well to see if CCDDR can offer cheaper family/spouse/dependent rates. Missouri Consolidated Health Care Plan, our current carrier, requested a letter of termination by October 1st if agency decides to obtain a different insurance carrier for 2017. If rates and coverages are better, comparable, cheaper or close to current insurance, this resolution would allow Executive Director to execute a letter to terminate plan with Missouri Consolidated Health Care Plan for year 2017 upon review and approval from the Board Chairman.

Motion by Brian Willey, second Bob Robinson, to approve the resolution as presented.

AYE: Judy Crawford, Paul DiBello, Suzanne Perkins,
Jim Powell, Lisa Jackson, Bob Robinson, Brian Willey

NO: None

Adjournment:

Motion by Suzanne Perkins, second Lisa Jackson, to adjourn meeting.

AYE: Judy Crawford, Paul DiBello, Suzanne Perkins,
Jim Powell, Lisa Jackson, Bob Robinson, Brian Willey

NO: None

Board Chairman

Secretary

CLC Monthly Report



**SB40/CCDDR Funding Request
for
OCTOBER 2016**

Utilizing SEPTEMBER2016 Records

CHILDREN'S LEARNING CENTER
Statement of Activity
September 2016

	Total *Restricted Funds	First Steps	School Age	Step Ahead	Not Specified	TOTAL
Revenue						
40000 INCOME	0.00					0.00
41000 Contributions & Grants	0.00					0.00
41100 CACFP	0.00			969.57		969.57
Total 41000 Contributions & Grants	\$ 0.00	\$ 0.00	\$ 0.00	\$ 969.57	\$ 0.00	\$ 969.57
42000 Program Services	0.00					0.00
42100 First Steps	0.00					0.00
Total 42100 First Steps	\$ 0.00	\$ 9,640.29	\$ 0.00	\$ 3,348.00	\$ 0.00	\$ 12,988.29
Total 42000 Program Services	\$ 0.00	\$ 9,640.29	\$ 0.00	\$ 3,348.00	\$ 0.00	\$ 12,988.29
43000 Tuition	0.00					0.00
43100 Dining	0.00					0.00
43120 Lunch	0.00			175.00		175.00
43130 Snack	0.00			35.00		35.00
Total 43100 Dining	\$ 0.00	\$ 0.00	\$ 0.00	\$ 210.00	\$ 0.00	\$ 210.00
43200 Enrollment Fees	0.00			75.00		75.00
43500 Tuition	0.00		-130.16	1,846.00		1,715.84
43505 Subsidy Tuition	0.00			963.89		963.89
Total 43500 Tuition	\$ 0.00	\$ 0.00	\$ -130.16	\$ 2,809.89	\$ 0.00	\$ 2,679.73
Total 43000 Tuition	\$ 0.00	\$ 0.00	\$ -130.16	\$ 3,094.89	\$ 0.00	\$ 2,964.73
45000 Other Revenue	0.00			165.00		165.00
45200 Fundraising Income	0.00			747.48		747.48
45240 Scholastic, Inc.	0.00			40.00		40.00
45270 Frosty Float Fundraiser	1,350.00			160.00		1,510.00
Total 45200 Fundraising Income	\$ 1,350.00	\$ 0.00	\$ 0.00	\$ 947.48	\$ 0.00	\$ 2,297.48
45300 Miscellaneous Revenue	0.00			556.84		556.84
45310 Donations	5,000.00					5,000.00
Total 45300 Miscellaneous Revenue	\$ 5,000.00	\$ 0.00	\$ 0.00	\$ 556.84	\$ 0.00	\$ 5,556.84
Total 45000 Other Revenue	\$ 6,350.00	\$ 0.00	\$ 0.00	\$ 1,669.32	\$ 0.00	\$ 8,019.32
Total 40000 INCOME	\$ 6,350.00	\$ 9,640.29	\$ -130.16	\$ 9,081.78	\$ 0.00	\$ 24,941.91
Total Revenue	\$ 6,350.00	\$ 9,640.29	\$ -130.16	\$ 9,081.78	\$ 0.00	\$ 24,941.91
Gross Profit	\$ 6,350.00	\$ 9,640.29	\$ -130.16	\$ 9,081.78	\$ 0.00	\$ 24,941.91
Expenditures						
50000 EXPENDITURES	0.00					0.00
51000 Payroll Expenditures	0.00					0.00
Total 51100 Employee Salaries	\$ 0.00	\$ 0.00	\$ 0.00	\$ 16,537.11	\$ 0.00	\$ 16,537.11
Total 51500 Employee Taxes	\$ 0.00	\$ 0.00	\$ 0.00	\$ 1,511.47	\$ 0.00	\$ 1,511.47
51600 Health Insurance	0.00	145.63		582.50		728.13
Total 51000 Payroll Expenditures	\$ 0.00	\$ 145.63	\$ 0.00	\$ 18,631.08	\$ 0.00	\$ 18,776.71
52000 Advertising/Promotional	0.00			250.00		250.00
53000 Equipment	0.00			413.63		413.63
54000 Fundraising/Grants	0.00			23.10		23.10
54400 Scholastic, Inc.	0.00			39.00		39.00
54600 Frosty Float Fundraiser	0.00			1,238.02		1,238.02
Total 54000 Fundraising/Grants	\$ 0.00	\$ 0.00	\$ 0.00	\$ 1,300.12	\$ 0.00	\$ 1,300.12
56000 Office Expenditures	0.00					0.00
56100 Copy Machine	0.00	102.52		449.62		552.14
56300 Office Supplies	0.00			145.43		145.43

Total 56000 Office Expenditures	\$	0.00	\$	102.52	\$	0.00	\$	595.05	\$	0.00	\$	697.57
57000 Office/General Administrative Expenditures		0.00										0.00
57100 Accounting Fees		0.00		400.00				1,600.00				2,000.00
57150 Online Accounting Software Service		0.00						55.50				55.50
Total 57100 Accounting Fees	\$	0.00	\$	400.00	\$	0.00	\$	1,655.50	\$	0.00	\$	2,055.50
57160 QuickBooks Payments Fees		0.00		11.99				27.96				39.95
57200 Bank Charges		0.00										0.00
57220 Stop Payment/Return Check Fees		0.00						75.00				75.00
Total 57200 Bank Charges	\$	0.00	\$	0.00	\$	0.00	\$	75.00	\$	0.00	\$	75.00
57400 Child Management Software		0.00						35.00				35.00
57600 License/Accreditation/Permit Fees		0.00						130.00				130.00
57900 Seminars/Training		0.00						10.00				10.00
57960 Janitorial/Custodial		0.00						400.00				400.00
Total 57000 Office/General Administrative Expenditures	\$	0.00	\$	411.99	\$	0.00	\$	2,333.46	\$	0.00	\$	2,745.45
58000 Operating Supplies		0.00						130.27				130.27
58100 Consumables		0.00						86.66				86.66
58200 Dining		0.00						1,032.00				1,032.00
58400 Sanitizing		0.00						207.80				207.80
Total 58000 Operating Supplies	\$	0.00	\$	0.00	\$	0.00	\$	1,456.73	\$	0.00	\$	1,456.73
59000 Program Service Fees		0.00										0.00
59100 First Steps		0.00										0.00
Total 59100 First Steps	\$	0.00	\$	9,726.84	\$	0.00	\$	432.00	\$	0.00	\$	9,294.84
Total 59000 Program Service Fees	\$	0.00	\$	9,726.84	\$	0.00	\$	432.00	\$	0.00	\$	9,294.84
61000 Repair & Maintenance		0.00						60.00				60.00
63000 Utilities		0.00										0.00
63100 Electric		0.00		120.37				280.87				401.24
63200 Internet		0.00		10.20				40.79				50.99
63300 Telephone		0.00		26.09				104.39				130.48
63500 Water Softener		0.00						24.00				24.00
Total 63000 Utilities	\$	0.00	\$	156.66	\$	0.00	\$	450.05	\$	0.00	\$	606.71
Total 50000 EXPENDITURES	\$	0.00	\$	10,543.64	\$	0.00	\$	25,058.12	\$	0.00	\$	35,601.76
Total Expenditures	\$	0.00	\$	10,543.64	\$	0.00	\$	25,058.12	\$	0.00	\$	35,601.76
Net Operating Revenue	\$	6,350.00	\$	903.35	\$	130.16	\$	15,976.34	\$	0.00	\$	10,659.85
Net Revenue	\$	6,350.00	\$	903.35	\$	130.16	\$	15,976.34	\$	0.00	\$	10,659.85

CHILDREN'S LEARNING CENTER
Statement of Activity
January - September, 2016

	Total *Restricted Funds	First Steps	Gen & Admin	School Age	Step Ahead	Not Specified	TOTAL
Revenue							
40000 INCOME	0.00						0.00
41000 Contributions & Grants	0.00						0.00
41100 CACFP	0.00	639.65			5,899.15		6,538.80
41200 Camden County SB40	0.00	2,772.31		5,462.29	77,157.74		85,392.34
Total 41000 Contributions & Grants	\$ 0.00	\$ 3,411.96	\$ 0.00	\$ 5,462.29	\$ 83,056.89	\$ 0.00	\$ 91,931.14
42000 Program Services	0.00						0.00
42100 First Steps	0.00						0.00
Total 42100 First Steps	\$ 0.00	\$ 95,174.22	\$ 0.00	\$ 0.00	\$ 27,850.00	\$ 0.00	\$ 123,024.22
Total 42000 Program Services	\$ 0.00	\$ 95,174.22	\$ 0.00	\$ 0.00	\$ 27,850.00	\$ 0.00	\$ 123,024.22
43000 Tuition	0.00				0.00	0.00	0.00
43100 Dining	0.00						0.00
43110 Birthday	0.00				20.00		20.00
43120 Lunch	0.00				1,320.00		1,320.00
43130 Snack	0.00				260.00		260.00
Total 43100 Dining	\$ 0.00	\$ 0.00	\$ 0.00	\$ 0.00	\$ 1,600.00	\$ 0.00	\$ 1,600.00
43200 Enrollment Fees	0.00			30.00	300.00		330.00
43500 Tuition	0.00			3,362.17	16,439.07		19,801.24
43505 Subsidy Tuition	0.00			651.88	9,140.04		9,791.92
Total 43500 Tuition	\$ 0.00	\$ 0.00	\$ 0.00	\$ 4,014.05	\$ 25,579.11	\$ 0.00	\$ 29,593.16
Total 43000 Tuition	\$ 0.00	\$ 0.00	\$ 0.00	\$ 4,044.05	\$ 27,479.11	\$ 0.00	\$ 31,523.16
45000 Other Revenue	0.00			122.15	308.28		430.43
45200 Fundraising Income	0.00				747.48		747.48
45220 Summer Night Glow 5K	0.00				12,729.93		12,729.93
45221 Raffle-Summer Night Glow	0.00				590.00		590.00
Total 45220 Summer Night Glow 5K	\$ 0.00	\$ 0.00	\$ 0.00	\$ 0.00	\$ 13,319.93	\$ 0.00	\$ 13,319.93
45240 Scholastic, Inc.	0.00				40.00		40.00
45260 Yankee Candle Fundraiser	0.00				613.14		613.14
45270 Frosty Float Fundraiser	1,350.00				160.00		1,510.00
Total 45200 Fundraising Income	\$ 1,350.00	\$ 0.00	\$ 0.00	\$ 0.00	\$ 14,880.55	\$ 0.00	\$ 16,230.55
45300 Miscellaneous Revenue	0.00		0.00		1,361.65		1,361.65
45310 Donations	5,000.00				1,375.91		6,375.91
45312 Community Rewards	0.00				448.81		448.81
45313 Playground Fund	5,667.74				50.00		5,717.74
Total 45310 Donations	\$ 10,667.74	\$ 0.00	\$ 0.00	\$ 0.00	\$ 1,874.72	\$ 0.00	\$ 12,542.46
Total 45300 Miscellaneous Revenue	\$ 10,667.74	\$ 0.00	\$ 0.00	\$ 0.00	\$ 3,236.37	\$ 0.00	\$ 13,904.11
Total 45000 Other Revenue	\$ 12,017.74	\$ 0.00	\$ 0.00	\$ 122.15	\$ 18,425.20	\$ 0.00	\$ 30,565.09
Total 40000 INCOME	\$ 12,017.74	\$ 98,586.18	\$ 0.00	\$ 9,628.49	\$ 156,811.20	\$ 0.00	\$ 277,043.61
Total Revenue	\$ 12,017.74	\$ 98,586.18	\$ 0.00	\$ 9,628.49	\$ 156,811.20	\$ 0.00	\$ 277,043.61
Gross Profit	\$ 12,017.74	\$ 98,586.18	\$ 0.00	\$ 9,628.49	\$ 156,811.20	\$ 0.00	\$ 277,043.61
Expenditures							
50000 EXPENDITURES	0.00						0.00
51000 Payroll Expenditures	0.00						0.00
Total 51100 Employee Salaries	\$ 0.00	\$ 4,721.23	\$ 0.00	\$ 12,977.41	\$ 118,579.42	\$ 0.00	\$ 136,278.06
51500 Employee Taxes	0.00						0.00
Total 51500 Employee Taxes	\$ 0.00	\$ 845.85	\$ 0.00	\$ 1,203.47	\$ 10,669.48	\$ 0.01	\$ 12,718.81
51600 Health Insurance	0.00	608.95	0.00		4,748.57		5,357.52
51800 Payroll Bank/Electronic Transaction Fees	0.00			69.75	92.25		162.00
51900 Workermans Comp Insurance	0.00			825.00	825.00		1,650.00
Total 51000 Payroll Expenditures	\$ 0.00	\$ 6,176.03	\$ 0.00	\$ 15,075.63	\$ 134,914.72	\$ 0.01	\$ 156,166.39
52000 Advertising/Promotional	0.00	9.80	0.00	380.50	1,613.06		2,003.36
53000 Equipment	0.00	74.09			4,332.54		4,406.63
54000 Fundraising/Grants	0.00				48.95		48.95
54200 Summer Night Glow 5K	0.00				4,423.76		4,423.76

54400 Scholastic, Inc.	0.00					39.00		39.00
54500 Grant Expense	0.00					66.04		66.04
54510 United Way Grant	0.00			44.71				44.71
54600 Frosty Float Fundraiser	0.00					1,280.64		1,280.64
Total 54000 Fundraising/Grants	\$ 0.00	\$ 0.00	\$ 0.00	\$ 44.71	\$ 5,858.39	\$ 0.00	\$ 5,903.10	
55000 Insurance	0.00							0.00
55600 Professional Liability	0.00			266.50				266.50
55700 Crime Policy	0.00				266.50			266.50
Total 55000 Insurance	\$ 0.00	\$ 0.00	\$ 0.00	\$ 266.50	\$ 266.50	\$ 0.00	\$ 533.00	
56000 Office Expenditures	0.00							0.00
56100 Copy Machine	0.00	872.51		245.21	2,533.81			3,651.53
56300 Office Supplies	0.00	22.91	99.00	17.14	1,900.56			2,039.61
56400 Postage & Delivery	0.00	106.92		9.80	49.00			165.72
Total 56000 Office Expenditures	\$ 0.00	\$ 1,002.34	\$ 99.00	\$ 272.15	\$ 4,483.37	\$ 0.00	\$ 5,856.86	
57000 Office/General Administrative Expenditures	0.00							0.00
57100 Accounting Fees	0.00	400.00			1,600.00			2,000.00
57150 Online Accounting Software Service	0.00	6.65		16.64	383.60			406.89
Total 57100 Accounting Fees	\$ 0.00	\$ 406.65	\$ 0.00	\$ 16.64	\$ 1,983.60	\$ 0.00	\$ 2,406.89	
57160 QuickBooks Payments Fees	0.00	71.94			167.76			239.70
57200 Bank Charges	0.00				3.36			3.36
57220 Stop Payment/Return Check Fees	0.00			-3.85	75.00			71.15
Total 57200 Bank Charges	\$ 0.00	\$ 0.00	\$ 0.00	\$ -3.85	\$ 78.36	\$ 0.00	\$ 74.51	
57400 Child Management Software	0.00			35.00	280.00			315.00
57600 License/Accreditation/Permit Fees	0.00	430.50			2,767.66			3,198.16
57900 Seminars/Training	0.00				205.97			205.97
57960 Janitorial/Custodial	0.00	70.00		70.00	3,410.00			3,550.00
Total 57000 Office/General Administrative Expenditures	\$ 0.00	\$ 979.09	\$ 0.00	\$ 117.79	\$ 8,893.35	\$ 0.00	\$ 9,990.23	
58000 Operating Supplies	0.00	12.38			625.16	0.00		637.54
58100 Consumables	0.00	1.25		98.56	2,686.33			2,786.14
58200 Dining	0.00			389.61	9,210.14			9,599.75
58400 Sanitizing	0.00				673.84			673.84
Total 58000 Operating Supplies	\$ 0.00	\$ 13.63	\$ 0.00	\$ 488.17	\$ 13,195.47	\$ 0.00	\$ 13,697.27	
59000 Program Service Fees	0.00	30.93						30.93
59100 First Steps	0.00							0.00
Total 59100 First Steps	\$ 0.00	\$ 84,821.07	\$ 0.00	\$ 0.00	\$ -432.00	\$ 0.00	\$ 84,389.07	
Total 59000 Program Service Fees	\$ 0.00	\$ 84,852.00	\$ 0.00	\$ 0.00	\$ -432.00	\$ 0.00	\$ 84,420.00	
60000 Rent or Lease of Buildings	0.00			10,800.00				10,800.00
61000 Repair & Maintenance	0.00				864.00			864.00
62000 Safety & Security	0.00	54.00		36.00	285.97			375.97
63000 Utilities	0.00							0.00
63100 Electric	0.00	994.59		167.90	2,246.31			3,408.80
63200 Internet	0.00	128.58		22.40	371.93			522.91
63300 Telephone	0.00	292.29		512.95	759.18			1,564.42
63400 Trash Service	0.00	21.50		14.34	286.63			322.47
63500 Water Softener	0.00				267.59			267.59
Total 63000 Utilities	\$ 0.00	\$ 1,436.96	\$ 0.00	\$ 717.59	\$ 3,931.64	\$ 0.00	\$ 6,086.19	
Total 50000 EXPENDITURES	\$ 0.00	\$ 94,597.94	\$ 99.00	\$ 28,199.04	\$ 178,207.01	\$ 0.01	\$ 301,103.00	
66000 Allocated Expenditures	0.00	-306.91		980.02	673.12			1,346.23
Payroll Expenses	0.00							0.00
Taxes/Expenditures	0.00							0.00
Employee Taxes	0.00				10.93			10.93
Total Taxes/Expenditures	\$ 0.00	\$ 0.00	\$ 0.00	\$ 0.00	\$ 10.93	\$ 0.00	\$ 10.93	
Total Payroll Expenses	\$ 0.00	\$ 0.00	\$ 0.00	\$ 0.00	\$ 10.93	\$ 0.00	\$ 10.93	
Total Expenditures	\$ 0.00	\$ 94,291.03	\$ 99.00	\$ 29,179.06	\$ 178,891.06	\$ 0.01	\$ 302,460.16	
Net Operating Revenue	\$ 12,017.74	\$ 4,295.15	\$ -99.00	\$ -19,550.57	\$ -22,079.86	\$ -0.01	\$ -25,416.55	
Net Revenue	\$ 12,017.74	\$ 4,295.15	\$ -99.00	\$ -19,550.57	\$ -22,079.86	\$ -0.01	\$ -25,416.55	

CHILDREN'S LEARNING CENTER
Statement of Cash Flows
September 2016

	Total Restricted Funds	First Steps	School Age	Step Ahead	Not Specified	TOTAL
OPERATING ACTIVITIES						
Net Revenue	6,350.00	-903.35	-130.16	-15,976.34		-10,659.85
Adjustments to reconcile Net Revenue to Net Cash provided by operations:	0.00					0.00
Accounts Receivable (A/R)	0.00				654.24	654.24
Prepaid Expenses	0.00	1,673.10		12,359.76		14,032.86
Accounts Payable (A/P)	0.00				0.00	0.00
21000 CBOLO MasterCard -8027	0.00				2,013.59	2,013.59
21200 Kroger-DS1634 CLC	0.00			-1,183.97	1,198.43	14.46
22300 Payroll Liabilities:Federal Taxes (941/944)	0.00				0.00	0.00
22400 Payroll Liabilities:MO Income Tax	0.00				41.00	41.00
22500 Payroll Liabilities:MO Unemployment Tax	0.00				252.99	252.99
Direct Deposit Payable	0.00				764.58	764.58
Payroll Liabilities:Health Care (United HealthCare)	0.00				66.25	66.25
Total Adjustments to reconcile Net Revenue to Net Cash provided by operations:	\$ 0.00	\$ 1,673.10	\$ 0.00	\$ 11,175.79	\$ 5,011.08	\$ 17,859.97
Net cash provided by operating activities	\$ 6,350.00	\$ 769.75	\$ 130.16	\$ 4,800.55	\$ 5,011.08	\$ 7,200.12
Net cash increase for period	\$ 6,350.00	\$ 769.75	\$ 130.16	\$ 4,800.55	\$ 5,011.08	\$ 7,200.12
Cash at beginning of period	0.00				34,135.85	34,135.85
Cash at end of period	\$ 6,350.00	\$ 769.75	\$ 130.16	\$ 4,800.55	\$ 39,146.93	\$ 41,335.97

CHILDREN'S LEARNING CENTER
Statement of Cash Flows
January - September, 2016

	Total Restricted Funds	First Steps	Gen & Admin	School Age	Step Ahead	Not Specified	TOTAL
OPERATING ACTIVITIES							
Net Revenue	12,017.74	4,295.15	-99.00	-19,550.57	-22,079.86	-0.01	-25,416.55
Adjustments to reconcile Net Revenue to Net Cash provided by operations:	0.00						0.00
Accounts Receivable (A/R)	0.00					609.10	609.10
Prepaid Expenses	0.00	10,049.37		1,952.84	10,097.78		22,099.99
Accounts Payable (A/P)	0.00					0.00	0.00
21000 CBOLO MasterCard -8027	0.00		-4,650.02		-4,896.66	11,449.61	1,902.93
21100 Kroger-DS1370 Edge (deleted)	0.00			-448.88		389.81	-59.27
21200 Kroger-DS1634 CLC	0.00				-6,700.64	7,079.24	378.60
22300 Payroll Liabilities:Federal Taxes (941/944)	0.00					-1,943.01	-1,943.01
22400 Payroll Liabilities:MO Income Tax	0.00					-120.00	-120.00
22500 Payroll Liabilities:MO Unemployment Tax	0.00					381.41	381.41
Direct Deposit Payable	0.00					-6,564.09	-6,564.09
Payroll Liabilities:Health Care (United HealthCare)	0.00					86.25	86.25
Total Adjustments to reconcile Net Revenue to Net Cash provided by operations:	\$ 0.00	\$ 10,049.37	-\$ 4,650.02	\$ 1,503.96	-\$ 1,499.52	\$ 11,368.12	\$ 16,771.91
Net cash provided by operating activities	\$ 12,017.74	\$ 14,344.52	-\$ 4,749.02	\$ 18,046.61	-\$ 23,579.38	\$ 11,368.11	-\$ 8,644.64
Net cash increase for period	\$ 12,017.74	\$ 14,344.52	-\$ 4,749.02	\$ 18,046.61	-\$ 23,579.38	\$ 11,368.11	-\$ 8,644.64
Cash at beginning of period	0.00					49,980.61	49,980.61
Cash at end of period	\$ 12,017.74	\$ 14,344.52	-\$ 4,749.02	\$ 18,046.61	-\$ 23,579.38	\$ 61,348.72	\$ 41,335.97

CHILDREN'S LEARNING CENTER
Statement of Financial Position
As of September 30, 2016

	Jan - Sep, 2016
ASSETS	
Current Assets	
Bank Accounts	
11000 CBOLO Checking	41,095.89
11005 Checking-EDGE	0.00
Total Bank Accounts	\$ 41,095.89
Accounts Receivable	
Accounts Receivable (A/R)	424.10
Total Accounts Receivable	\$ 424.10
Other current assets	
14000 Undeposited Funds	240.08
Prepaid Expenses	-6,446.44
Total Other current assets	-\$ 6,206.36
Total Current Assets	\$ 35,313.63
TOTAL ASSETS	\$ 35,313.63
LIABILITIES AND EQUITY	
Liabilities	
Current Liabilities	
Accounts Payable	
Accounts Payable (A/P)	0.00
Total Accounts Payable	\$ 0.00
Credit Cards	
21000 CBOLO MasterCard -8027	2,677.55
21100 Kroger-DS1370 Edge (deleted)	0.00
21200 Kroger-DS1634 CLC	949.58
Total Credit Cards	\$ 3,627.13
Other Current Liabilities	
22000 Payroll Liabilities	
22100 Anthem	1,424.50
22200 Childcare Tuition	651.44
22300 Federal Taxes (941/944)	-8,242.58
22400 MO Income Tax	-2,699.48
22500 MO Unemployment Tax	213.19
22600 Primevest Financial	448.19
Health Care (United HealthCare)	86.25
Total 22000 Payroll Liabilities	-\$ 8,118.49
Direct Deposit Payable	-6,564.09
Total Other Current Liabilities	-\$ 14,682.58
Total Current Liabilities	-\$ 11,055.45
Total Liabilities	-\$ 11,055.45
Equity	
30000 Opening Balance Equity	13,816.12
Retained Earnings	57,969.51
Net Revenue	-25,416.55
Total Equity	\$ 46,369.08
TOTAL LIABILITIES AND EQUITY	\$ 35,313.63

CHILDREN'S LEARNING CENTER

A/P Aging Summary

As of October 6, 2016

	Current	1 - 30	31 - 60	61 - 90	91 and over	Total
Charter Business		-181.47				-181.47
Great American Financial Services		-341.74				-341.74
Lindyspring Systems of Lake Ozark		24.00				24.00
Waste Corporation of Missouri		-35.83				-35.83
TOTAL	\$ 0.00	-\$ 535.04	\$ 0.00	\$ 0.00	\$ 0.00	-\$ 535.04

CHILDREN'S LEARNING CENTER
AGENCY UPDATE/PROGRESS REPORT
OCTOBER 2016

○ **CHILD COUNT/ATTENDANCE**

Step Ahead currently has 23 children enrolled
17 of the 23 with special needs/dd

○ **COMMUNITY EVENTS**

Attended:

9/13 - CLC Board meeting
9/15 - Wishes for Wonderland Camp
9/24 - 2nd Annual CLC Yard Sale
10/5 - Annual CLC Family Fun Night

Current / Upcoming:

10/14 - CLC Field Trip to Mecca Farms
10/18 - Fire Safety, Camdenton Fire District 9am
10/19 - CADV Brunch 11 am
10/21 - Teacher Work Day (Teacher ce training - Visual Strategies & Play Skills/ Easter Seals)
10/25 & 27 - CLC Parent Teacher Conferences
10/28 - CLC Trunk or Treat
11/18 - CLC Parents Night Out
11/18 - CLC Thanksgiving Family Feast
12/4, 11 & 18- Frosty Float on Celebration

○ **GENERAL PROGRAM NEWS**


Inclusive Playground Improvement Project
**Still in progress

○ **FUNDRAISING/GRANTS**

September 24 - 2nd Annual CLC Yard Sale (\$757.48)

December 4 & 11 - Frosty Float Fundraiser
Sold out first 2 floats in 3 weeks. Added a 3rd cruise on Dec. 18

LAI Monthly Report



Monthly Financial Reports

Lake Area Industries, Inc.

September 30, 2016

SB40 Board Reports

Lake Area Industries, Inc.
Balance Sheet
As of September 30, 2016

	Total	
	As of Sep 30, 2016	As of Sep 30, 2015 (PY)
ASSETS		
Current Assets		
Bank Accounts		
OPERATING 1ST NATIONAL	15,395	15,208
OPERATING GREENHOUSE	505	176
OPERATING THRIFT STORE	1,344	711
SPECIAL FUNDING & GRANT	230	75,930
Total Bank Accounts	17,473	92,025
Accounts Receivable		
ACCOUNTS RECEIVABLE	74,762	41,065
Total Accounts Receivable	74,762	41,065
Other current assets		
GIFTED GARDEN CASH	500	300
INVENTORY	48,331	8,620
PETTY CASH	220	220
PREPAID GASOLINE CARDS	0	25
THRIFT STORE CASH	240	244
Total Other current assets	49,291	9,409
Total Current Assets	141,526	142,499
Fixed Assets		
ACCUMULATED DEPRECIATION	-693,672	-688,180
AUTO AND TRUCK	217,090	212,590
BUILDING	359,310	339,568
FURN & FIX ORIGINAL VALUE	18,429	18,584
GH RETAIL STORE	13,919	15,275
GREENHOUSE EQUIPMENT	10,341	10,341
GREENHOUSE FACILITY	134,978	145,872
GREENHOUSE FIXTURES	-355	0
LAND	33,324	33,324
LAND IMPROVEMENT	25,041	25,502
MACHINERY & EQUIPMENT	207,833	190,989
OFFICE EQUIPMENT	13,126	13,988
SHREDDING BUILDING	0	0
SHREDDING EQUIPMENT	44,552	45,572
Total Fixed Assets	383,914	363,424
Other Assets		
CURRENT CAPITAL IMPROVEMENT	9,853	37,597
SALES TAX BOND	1,060	1,060
UTILITY DEPOSITS	845	845
Total Other Assets	11,758	39,502
TOTAL ASSETS	537,198	545,425

Lake Area Industries, Inc.
Balance Sheet
As of September 30, 2016

	Total	
	As of Sep 30, 2016	As of Sep 30, 2015 (PY)
LIABILITIES AND EQUITY		
Liabilities		
Current Liabilities		
Accounts Payable	32,972	42,545
Total Accounts Payable	32,972	42,545
Credit Cards		
Total Credit Cards	3,572	4,375
Other Current Liabilities		
AFLAC DEDUCTIONS PAYABLE	-11	203
DEFERRED REVENUE - SB-40	0	75,000
FIRST NATIONAL BANK CREDIT LINE	86,310	69,596
Gift Certificate Payable	-695	2
Missouri Department of Revenue Payable	0	1
NOTES PAYABLE	0	9,157
SALES TAX PAYABLE	-1	0
SIMPLE IRA PAYABLE	0	0
Total Other Current Liabilities	85,603	153,958
Total Current Liabilities	122,148	200,879
Total Liabilities	122,148	200,879
Equity		
Unrestricted Net Assets	345,085	404,308
Net Income	69,966	-59,762
Total Equity	415,050	344,546
TOTAL LIABILITIES AND EQUITY	537,198	545,425

Lake Area Industries, Inc.
Profit and Loss
September 2016

	Total	
	Jan - Sep,	
	Sep	2016
	2016	(YTD)
Income		
CONTRACT PACKAGING	10,814	100,327
FOAM RECYCLING	4,825	30,440
GREENHOUSE SALES	2,416	88,709
MANUFACTURING / WOOD	11,595	90,667
SECURE DOCUMENT SHREDDING	2,738	25,935
THRIFT STORE	9,397	92,368
Total Income	41,785	428,445
Cost of Goods Sold		
GG PLANTS & SUPPLIES	63	43,730
MANUFACTURING SUPPLIES	7,974	41,858
SHIPPING AND DELIVERY	99	2,593
Textile Purchases	221	1,964
WAGES-EMPLOYEES	17,153	223,968
Total Cost of Goods Sold	25,511	314,113
Gross Profit	16,274	114,332
Expenses		
ACCTG. & AUDIT FEES	386	11,228
ALL OTHER EXPENSES	3,210	30,749
CASH OVER/SHORT	-6	19
EQUIP. PURCHASES & MAINT	7,516	53,849
INSURANCE	1,849	17,364
NON MANUFACTURING SUPPLIES	368	6,759
PAYROLL	25,963	254,224
PAYROLL EXP & BENEFITS	5,983	69,986
PROFESSIONAL SERVICES	2,843	32,268
SALES TAX	-2	-47
TRANSPORTATION EXPENSES	1,657	21,016
UTILITIES	4,280	27,583
Total Expenses	54,047	524,997
Net Operating Income	-37,773	-410,664
Other Income		
GRANT INC - FOAM DENSIFIER		1,676
INTEREST INCOME	3	25
MED WAIVER TRANSPORTATION	9,460	104,345
OTHER CONTRIBUTIONS	292	3,832
SB-40 REVENUE	15,474	215,091
STATE AID	17,153	155,661
Total Other Income	42,382	480,630
Other Expenses		
ALLOCATION NON OPERAT EXPEN	0	0
Total Other Expenses	0	0
Net Other Income	42,382	480,630
Net Income	4,610	69,966

Lake Area Industries, Inc.
Statement of Cash Flows
September 2016

	<u>Total</u>
OPERATING ACTIVITIES	
Net Income	-2,525
Adjustments to reconcile Net Income to Net Cash provided by operations:	
ACCOUNTS RECEIVABLE	8,448
INVENTORY:FINISHED PRODUCT INVENTORY	1,368
INVENTORY:GG PLANT & SUPPLIES INVEN	-4,888
INVENTORY:RAW MATERIAL INVENTORY	4,640
Accounts Payable	-1,918
US BANK CC - 0889	-49
US BANK CC - 1669	-166
US BANK CC - 1727	59
US BANK CC - 2339	-294
AFLAC DEDUCTIONS PAYABLE	-11
Gift Certificate Payable	-59
SALES TAX PAYABLE	-77
Total Adjustments to reconcile Net Income to Net Cash provided by operations:	<u>7,054</u>
Net cash provided by operating activities	<u>4,529</u>
Net cash increase for period	<u>4,529</u>
Cash at beginning of period	12,920
Cash at end of period	<u>17,449</u>

Lake Area Industries, Inc.
A/R Aging Summary
As of September 30, 2016

	Current	1 - 30	31 - 60	61 - 90	91 and over	Total
TOTAL	\$57,088	\$3,189	\$3,787	\$0	\$3,588	\$67,651

Lake Area Industries, Inc.
A/P Aging Summary
As of September 30, 2016

	Current	1 - 30	31 - 60	61 - 90	91 and over	Total
TOTAL	\$5,471	\$14,052	\$10,709	\$2,783	-\$43	\$32,972

Support Coordination Report

September 2016

Consumer Caseloads

- Number of Caseloads as of September 30th, 2016: 302
- Budgeted Number of Caseloads: 300
- There were 9 Full-Time Support Coordinators handling an average of 34 caseloads each
- Pending Number of New Intakes: 6
- Medicaid Eligibility: 85.76%

CARF Report Medicaid Eligible Clients

Outcome Measurement Report



TCM

TCM: % of the time new consumers will be contacted by their Support Coordinator (SC) within 5 business days of their eligibility determination (N/A)

For Services: Case Closure, Documentation, Linking Resources, Planning Supports, Quarterly Review of Progress on ISPs, Service Monitoring/Quality Enhancement

For Events:

Parameters:

	Yes	No	NA	Percentage
Targeted Case Management	30	2	0	93.75 %
Total	30	2	0	93.75 %
Goal				100 %

TCM: Planning meeting is held within 30 days of eligibility date (N/A)

For Services: Case Closure, Documentation, Linking Resources, Planning Supports, Quarterly Review of Progress on ISPs, Service Monitoring/Quality Enhancement

For Events:

Parameters:

	Yes	No	NA	Percentage
Targeted Case Management	29	2	0	93.55 %
Total	29	2	0	93.55 %
Goal				100 %

TCM: % of all annual Medicaid Waiver plans and plans subject to the Regional Office Utilization Review (UR) will be submitted via fax and email at least 22 calendar days prior to the plan implementation date. (N/A)

For Services: Case Closure, Documentation, Linking Resources, Planning Supports, Quarterly Review of Progress on ISPs, Service Monitoring/Quality Enhancement

For Events:

Parameters: Is Waiver: Yes;

	Yes	No	NA	Percentage
Targeted Case Management	55	20	0	73.33 %
Total	55	20	0	73.33 %
Goal				80 %

TCM: % of all annual non-waiver plans will be emailed to the Regional Office at least 15 calendar days prior to the plan implementation date (N/A)

For Services: Case Closure, Documentation, Linking Resources, Planning Supports, Quarterly Review of Progress on ISPs, Service Monitoring/Quality Enhancement

For Events:

Parameters:

	Yes	No	NA	Percentage
Targeted Case Management	36	15	0	70.59 %
Total	36	15	0	70.59 %
Goal				80 %

Outcome Measurement Report



TCM: % of IP outcomes/action steps will be met (N/A)

For Services: Case Closure, Documentation, Linking Resources, Planning Supports, Quarterly Review of Progress on ISPs, Service Monitoring/Quality Enhancement

For Events:

Parameters:

	Yes	No	NA	Percentage
Targeted Case Management	859	1141	0	42.95 %
Total	859	1141	0	42.95 %
Goal				80 %

TCM: % of Quarterly Reports met (N/A)

For Services: Case Closure, Documentation, Linking Resources, Planning Supports, Quarterly Review of Progress on ISPs, Service Monitoring/Quality Enhancement

For Events:

Parameters: Age: 0 - 1000;

	Yes	No	NA	Percentage
Targeted Case Management	268	78	0	77.46 %
Total	268	78	0	77.46 %
Goal				95 %

TCM: % that shall have Outcomes implemented in their Individual Support Plan that encourage or support active participation in typical community events and activities (N/A)

For Services: Case Closure, Documentation, Linking Resources, Planning Supports, Quarterly Review of Progress on ISPs, Service Monitoring/Quality Enhancement

For Events:

Parameters:

	Yes	No	NA	Percentage
Targeted Case Management	197	77	0	71.90 %
Total	197	77	0	71.90 %
Goal				75 %

TCM: % of time Billable (N/A)

For Services: Case Closure, Documentation, Linking Resources, Planning Supports, Quarterly Review of Progress on ISPs, Service Monitoring/Quality Enhancement

For Events:

Parameters:

	Billable Hrs	Non-Billable Hrs	NA	Percentage
Targeted Case Management	8501	6303	0	57.42 %
Total	8501	6303	0	57.42 %
Goal				70 %

Outcome Measurement Report



Consumer Forms (% of consumers will report being satisfied or very satisfied with the services provided by their SC, as indicated on the Consumer Survey.)

For Services: Case Closure, Case Transition/Transfer, Documentation, Linking Resources, Planning Supports, Quarterly Review of Progress on ISPs, Service Monitoring/Quality Enhancement, Transfer of case responsibility

For Events:

Parameters: Age: 0 - 1000;

	Yes	No	NA	Percentage
Targeted Case Management	101	0	4	100.00 %
Total	101	0	4	100.00 %
Goal				90 %

Consumer Forms (% of consumers or parent/guardians of consumers served shall indicate their SC is available when needed, as indicated on the Consumer Survey.)

For Services: Case Closure, Case Transition/Transfer, Documentation, Linking Resources, Planning Supports, Quarterly Review of Progress on ISPs, Service Monitoring/Quality Enhancement, Transfer of case responsibility

For Events:

Parameters: Age: 0 - 1000;

	Yes	No	NA	Percentage
Targeted Case Management	103	1	2	99.04 %
Total	103	1	2	99.04 %
Goal				90 %

TCM: % of Individual Support Plans chosen for TCM Reviews conducted by RRO will not require remediation (N/A)

For Services: Case Closure, Case Transition/Transfer, Documentation, Linking Resources, Planning Supports, Quarterly Review of Progress on ISPs, Service Monitoring/Quality Enhancement, Transfer of case responsibility

For Events:

Parameters:

	Yes	No	NA	Percentage
Targeted Case Management	9	4		69.23 %
Total	9	4		69.23 %
Goal				80 %

TCM: % of consumers will be given the resources or education to formulate a personal plan for personal safety and risk reduction to better protect them from abuse, neglect or exploitation (N/A)

For Services: Case Closure, Case Transition/Transfer, Documentation, Linking Resources, Planning Supports, Quarterly Review of Progress on ISPs, Service Monitoring/Quality Enhancement, Transfer of case responsibility

For Events:

Parameters:

	Yes	No	NA	Percentage
Targeted Case Management	53	221	0	19.34 %
Total	53	221	0	19.34 %
Goal				100 %

Outcome Measurement Report



[TCM: Will host at least one event per year designed to educate the community on abuse, neglect and financial exploitation of vulnerable persons; and how to report it. \(N/A\)](#)

For Services: Case Closure, Case Transition/Transfer, Documentation, Linking Resources, Planning Supports, Quarterly Review of Progress on ISPs, Service Monitoring/Quality Enhancement, Transfer of case responsibility

For Events:

Parameters:

	Yes	No	NA	Percentage
Targeted Case Management	0	0	0	-
Total	0	0	0	-
Goal				100 %

[TCM: Provider demonstrates a commitment to community employment opportunities for persons served by making at least 15 referrals to Vocational Rehabilitation through the Outcomes and Action Steps included in the ISP. \(N/A\)](#)

For Services: Case Closure, Case Transition/Transfer, Documentation, Linking Resources, Planning Supports, Quarterly Review of Progress on ISPs, Service Monitoring/Quality Enhancement, Transfer of case responsibility

For Events:

Parameters:

	Yes	No	NA	Percentage
Targeted Case Management	57	0	0	100.00 %
Total	57	0	0	100.00 %
Goal				100 %

CARF Report

Medicaid Ineligible

Clients

Outcome Measurement Report



TCM

TCM: % of the time new consumers will be contacted by their Support Coordinator (SC) within 5 business days of their eligibility determination (N/A)

For Services: Case Closure, Documentation, Linking Resources, Planning Supports, Quarterly Review of Progress on ISPs, Service Monitoring/Quality Enhancement

For Events:

Parameters:

	Yes	No	NA	Percentage
CCDDR	5	0	0	100.00 %
Total	5	0	0	100.00 %
Goal				100 %

TCM: Planning meeting is held within 30 days of eligibility date (N/A)

For Services: Case Closure, Documentation, Linking Resources, Planning Supports, Quarterly Review of Progress on ISPs, Service Monitoring/Quality Enhancement

For Events:

Parameters:

	Yes	No	NA	Percentage
CCDDR	5	0	0	100.00 %
Total	5	0	0	100.00 %
Goal				100 %

TCM: % of all annual Medicaid Waiver plans and plans subject to the Regional Office Utilization Review (UR) will be submitted via fax and email at least 22 calendar days prior to the plan implementation date. (N/A)

For Services: Case Closure, Documentation, Linking Resources, Planning Supports, Quarterly Review of Progress on ISPs, Service Monitoring/Quality Enhancement

For Events:

Parameters: Is Waiver: Yes;

	Yes	No	NA	Percentage
CCDDR	0	0	0	-
Total	0	0	0	-
Goal				80 %

TCM: % of all annual non-waiver plans will be emailed to the Regional Office at least 15 calendar days prior to the plan implementation date (N/A)

For Services: Case Closure, Documentation, Linking Resources, Planning Supports, Quarterly Review of Progress on ISPs, Service Monitoring/Quality Enhancement

For Events:

Parameters:

	Yes	No	NA	Percentage
CCDDR	16	3	0	84.21 %
Total	16	3	0	84.21 %
Goal				80 %

Outcome Measurement Report



TCM: % of IP outcomes/action steps will be met (N/A)

For Services: Case Closure, Documentation, Linking Resources, Planning Supports, Quarterly Review of Progress on ISPs, Service Monitoring/Quality Enhancement

For Events:

Parameters:

	Yes	No	NA	Percentage
CCDDR	58	99	0	36.94 %
Total	58	99	0	36.94 %
Goal				80 %

TCM: % of Quarterly Reports met (N/A)

For Services: Case Closure, Documentation, Linking Resources, Planning Supports, Quarterly Review of Progress on ISPs, Service Monitoring/Quality Enhancement

For Events:

Parameters: Age: 0 - 1000;

	Yes	No	NA	Percentage
CCDDR	33	8	0	80.49 %
Total	33	8	0	80.49 %
Goal				95 %

TCM: % that shall have Outcomes implemented in their Individual Support Plan that encourage or support active participation in typical community events and activities (N/A)

For Services: Case Closure, Documentation, Linking Resources, Planning Supports, Quarterly Review of Progress on ISPs, Service Monitoring/Quality Enhancement

For Events:

Parameters:

	Yes	No	NA	Percentage
CCDDR	22	12	0	64.71 %
Total	22	12	0	64.71 %
Goal				75 %

TCM: % of time Billable (N/A)

For Services: Case Closure, Documentation, Linking Resources, Planning Supports, Quarterly Review of Progress on ISPs, Service Monitoring/Quality Enhancement

For Events:

Parameters:

	Billable Hrs	Non-Billable Hrs	NA	Percentage
CCDDR	517	1206	0	30.01 %
Total	517	1206	0	30.01 %
Goal				70 %

Outcome Measurement Report



Consumer Forms (% of consumers will report being satisfied or very satisfied with the services provided by their SC, as indicated on the Consumer Survey.)

For Services: Case Closure, Case Transition/Transfer, Documentation, Linking Resources, Planning Supports, Quarterly Review of Progress on ISPs, Service Monitoring/Quality Enhancement, Transfer of case responsibility

For Events:

Parameters: Age: 0 - 1000;

	Yes	No	NA	Percentage
CCDDR	9	0	2	100.00 %
Total	9	0	2	100.00 %
Goal				90 %

Consumer Forms (% of consumers or parent/guardians of consumers served shall indicate their SC is available when needed, as indicated on the Consumer Survey.)

For Services: Case Closure, Case Transition/Transfer, Documentation, Linking Resources, Planning Supports, Quarterly Review of Progress on ISPs, Service Monitoring/Quality Enhancement, Transfer of case responsibility

For Events:

Parameters: Age: 0 - 1000;

	Yes	No	NA	Percentage
CCDDR	9	0	2	100.00 %
Total	9	0	2	100.00 %
Goal				90 %

TCM: % of Individual Support Plans chosen for TCM Reviews conducted by RRO will not require remediation (N/A)

For Services: Case Closure, Case Transition/Transfer, Documentation, Linking Resources, Planning Supports, Quarterly Review of Progress on ISPs, Service Monitoring/Quality Enhancement, Transfer of case responsibility

For Events:

Parameters:

	Yes	No	NA	Percentage
CCDDR	9	4		69.23 %
Total	9	4		69.23 %
Goal				80 %

TCM: % of consumers will be given the resources or education to formulate a personal plan for personal safety and risk reduction to better protect them from abuse, neglect or exploitation (N/A)

For Services: Case Closure, Case Transition/Transfer, Documentation, Linking Resources, Planning Supports, Quarterly Review of Progress on ISPs, Service Monitoring/Quality Enhancement, Transfer of case responsibility

For Events:

Parameters:

	Yes	No	NA	Percentage
CCDDR	4	30	0	11.76 %
Total	4	30	0	11.76 %
Goal				100 %

Outcome Measurement Report



[TCM: Will host at least one event per year designed to educate the community on abuse, neglect and financial exploitation of vulnerable persons; and how to report it. \(N/A\)](#)

For Services: Case Closure, Case Transition/Transfer, Documentation, Linking Resources, Planning Supports, Quarterly Review of Progress on ISPs, Service Monitoring/Quality Enhancement, Transfer of case responsibility

For Events:

Parameters:

	Yes	No	NA	Percentage
CCDDR	0	0	0	-
Total	0	0	0	-
Goal				100 %

[TCM: Provider demonstrates a commitment to community employment opportunities for persons served by making at least 15 referrals to Vocational Rehabilitation through the Outcomes and Action Steps included in the ISP. \(N/A\)](#)

For Services: Case Closure, Case Transition/Transfer, Documentation, Linking Resources, Planning Supports, Quarterly Review of Progress on ISPs, Service Monitoring/Quality Enhancement, Transfer of case responsibility

For Events:

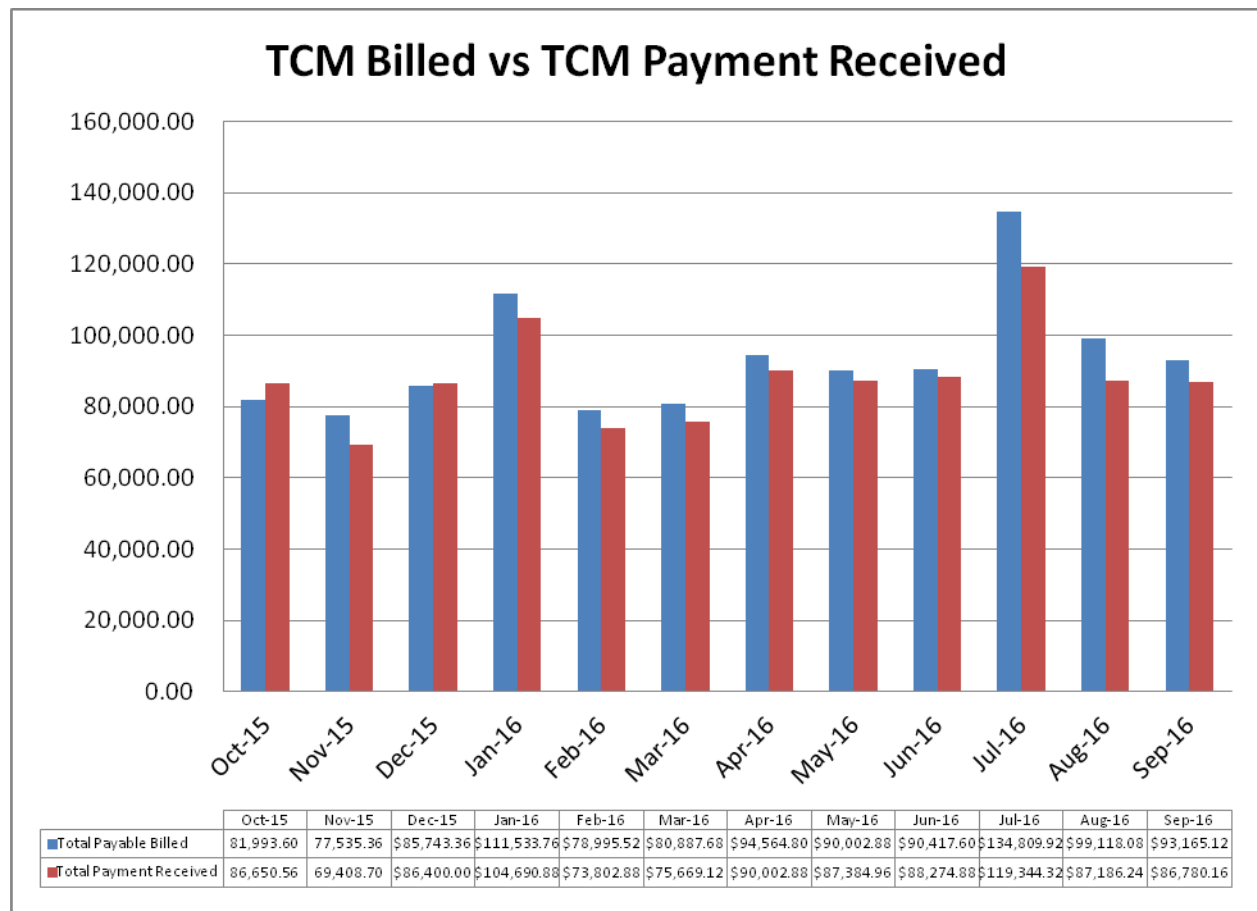
Parameters:

	Yes	No	NA	Percentage
CCDDR	3	0	0	100.00 %
Total	3	0	0	100.00 %
Goal				100 %

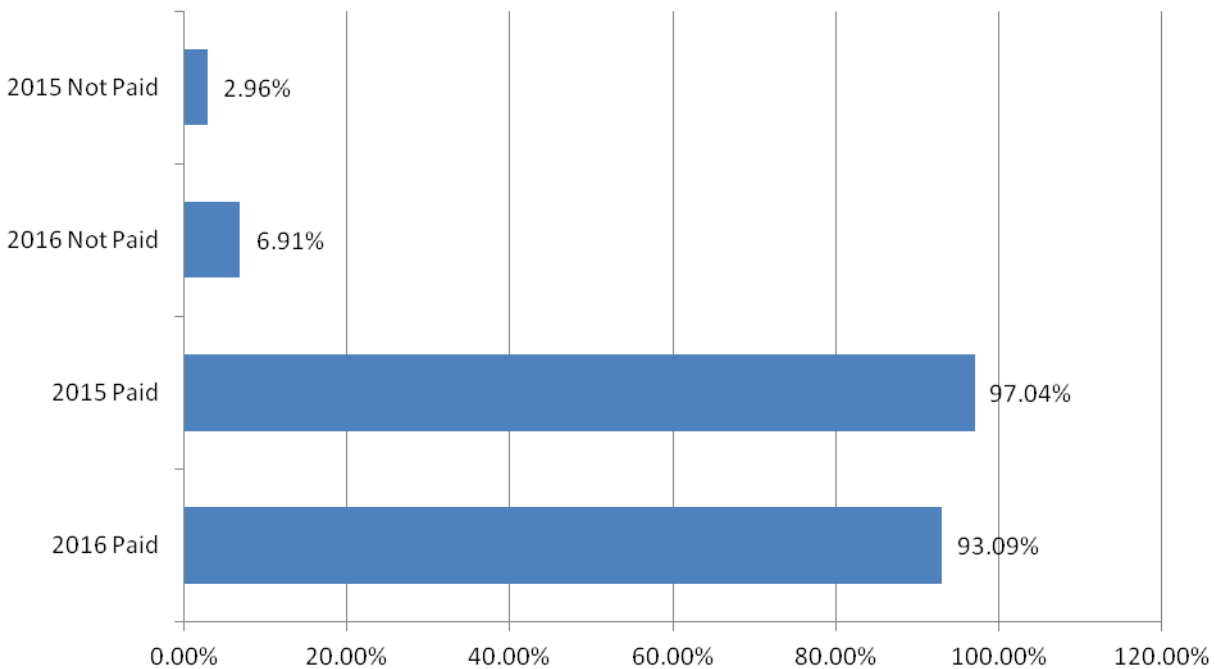
Agency Economic
Report
(Unaudited)

September 2016

Targeted Case Management Income



2016 vs 2015 Percentage Comparison Medicaid Billed vs Medicaid Paid



September 2016 - Grants Program Budget vs. Actuals

	Grants		
	Actual	Budget	Variance
Income			
4000 Income	5,261	1,100	4,161
Total Income	5,261	1,100	4,161
Expenses			
5800 Other General & Administrative	0		0
6500 Medicaid Match	3,246	5,178	(1,932)
6700 Partnership for Hope	8,616	7,917	699
6900 Targeted Case Management		0	0
7100 Housing Programs	9,589	9,202	387
7200 CLC	14,033	13,708	325
7300 Sheltered Employment Programs	15,474	27,775	(12,301)
7900 Special/Additional Needs	5,756	9,544	(3,788)
Total Expenses	56,714	73,324	(16,610)
Net Operating Income	(51,453)	(72,224)	20,771
Net Income	(51,453)	(72,224)	20,771

January to September 2016 - Grants Budget vs. Actuals

	Grants		
	Actual	Budget	Variance
Income			
4000 Income	902,651	889,576	13,075
Total Income	902,651	889,576	13,075
Expenses			
5700 Office Expenses	0		0
5800 Other General & Administrative	125		125
6500 Medicaid Match	25,276	38,481	(13,205)
6700 Partnership for Hope	41,794	44,867	(3,073)
6900 Targeted Case Management		0	0
7100 Housing Programs	77,243	77,603	(360)
7200 CLC	107,021	124,378	(17,357)
7300 Sheltered Employment Programs	189,255	263,181	(73,926)
7900 Special/Additional Needs	61,701	73,996	(12,295)
Total Expenses	502,415	622,506	(120,091)
Net Operating Income	400,236	267,070	133,166
Net Income	400,236	267,070	133,166

Grants Program Budget Variance Report

Total Income: During September of 2016, total gross income for the Grant Program was higher than budgeted expectations. YTD tax receipts were also higher than anticipated.

Total Expenses: During September of 2016, Grant Program expenses were lower than budgeted primarily because Medicaid Match, Special Needs, and Sheltered Employment expenses were lower than anticipated. YTD expenses reflect lower than anticipated expenses in almost all categories.

September 2016 - TCM Budget vs. Actuals

	TCM		
	Actual	Budget	Variance
Income			
4000 Income	87,289	84,816	2,473
Total Income	87,289	84,816	2,473
Expenses			
5000 Payroll & Benefits	70,403	71,526	(1,123)
5100 Repairs & Maintenance	125	1,040	(915)
5500 Contracted Business Services	5,822	7,445	(1,623)
5600 Presentations/Public Meetings	70	1,200	(1,130)
5700 Office Expenses	2,902	3,025	(123)
5800 Other General & Administrative	1,521	1,476	45
5900 Utilities	1,119	1,500	(381)
6100 Insurance	1,189	1,225	(36)
Total Expenses	83,151	88,437	(5,286)
Net Operating Income	4,138	(3,621)	7,759
Other Expenses			
8500 Depreciation	2,512	2,500	12
Total Other Expenses	2,512	2,500	12
Net Other Income	(2,512)	(2,500)	(12)
Net Income	1,626	(6,121)	7,747

January to September 2016 - TCM Budget vs. Actuals

	TCM		
	Actual	Budget	Variance
Income			
4000 Income	817,813	816,403	1,410
Total Income	817,813	816,403	1,410
Expenses			
5000 Payroll & Benefits	652,175	669,084	(16,909)
5100 Repairs & Maintenance	6,778	8,029	(1,251)
5500 Contracted Business Services	58,836	63,570	(4,734)
5600 Presentations/Public Meetings	3,871	7,645	(3,774)
5700 Office Expenses	28,155	30,008	(1,853)
5800 Other General & Administrative	20,216	21,751	(1,535)
5900 Utilities	10,385	13,500	(3,115)
6100 Insurance	10,383	11,025	(642)
Total Expenses	790,800	824,612	(33,812)
Net Operating Income	27,013	(8,209)	35,222
Other Expenses			
8500 Depreciation	21,994	22,500	(506)
Total Other Expenses	21,994	22,500	(506)
Net Other Income	(21,994)	(22,500)	506
Net Income	5,019	(30,709)	35,728

TCM Program Budget Variance Report

Total Income: During September of 2016 and overall year-to-date, TCM Program total income is slightly higher than budgeted expectations. CCDDR continues to monitor several individuals/guardians/families who have not yet submitted all information to re-certify annual Medicaid eligibility, causing a lapse in Medicaid coverage, and several individuals/guardians/families who have not been submitting Medicaid spend-down invoices to CCDDR for payment, causing a lapse in Medicaid coverage. CCDDR is working with families/individuals/guardians to submit spend-down invoices to CCDDR immediately upon receipt and assist with Medicaid re-certification completion/submission.

Total Expenses: During September of 2016, overall TCM Program expenses were less than anticipated in almost all categories. Overall YTD TCM expenses are lower than budgeted in all categories. Mechanisms are in place to reduce expenses if total income does not meet budgeted expectations.

Balance Sheet as of September 30, 2016

	Grants	TCM
ASSETS		
Current Assets		
Bank Accounts		
1000 Bank Accounts		
1005 Grant Bank Accounts		
1010 Grant Account (County Tax Funds) - First Nat'l Bank	15,266	0
1015 Grant Reserve Account (County Tax Funds) - Central Bank	229	
1020 Grant Certificate of Deposit (County Tax Funds)	0	
1025 Grant Account (County Tax Funds) - Sullivan Bank	457,015	
1030 Grant Operating Reserves Account (Tax Funds) - Sullivan Bank	218,200	
Total 1005 Grant Bank Accounts	690,710	0
1050 TCM Bank Accounts		
1055 TCM Account (TCM Funds) - 1st Nat'l Bank	0	281,050
1060 TCM Certificate of Deposit (TCM Funds)		0

Total 1050 TCM Bank Accounts	0	281,050
Total 1000 Bank Accounts	690,710	281,050
Total Bank Accounts	690,710	281,050
Accounts Receivable		
1300 Property Taxes		
1310 Property Tax Receivable	981,753	
1315 Allowance for Doubtful Accounts	(24,155)	
Total 1300 Property Taxes	957,598	0
1350 Allowance for Doubtful Accounts	0	
Total Accounts Receivable	957,598	0
Other current assets		
1389 Miscellaneous Accounts Receivable	0	
1399 TCM Remittance Advices In-Transit	0	39,951
1400 Other Current Assets		
1410 Other Deposits	0	
Total 1400 Other Current Assets	0	0
1450 Prepaid Expenses		0
1455 Prepaid-Insurance	0	7,515
Total 1450 Prepaid Expenses	0	7,515
Total Other current assets	0	47,467
Total Current Assets	1,648,308	328,516
Fixed Assets		
1500 Fixed Assets		
1510 100 Third Street Land		47,400
1511 Keystone Land		14,000
1520 100 Third Street Building		431,091
1521 Keystone		163,498
1525 Accumulated Depreciation - 100 Third Street		(122,128)
1526 Accumulated Depreciation - Keystone		(8,856)
1530 100 Third Street Remodeling		126,736
1531 Keystone Remodeling		17,949
1535 Acc Dep - Remodeling - 100 Third Street		(37,919)
1536 Acc Dep - Remodeling - Keystone		(1,504)
1540 Equipment		64,209
1545 Accumulated Depreciation - Equipment		(33,646)
1550 Vehicles		6,740
1555 Accumulated Depreciation - Vehicles		(6,740)
Total 1500 Fixed Assets	0	660,829
Total Fixed Assets	0	660,829
TOTAL ASSETS	1,648,308	989,345
LIABILITIES AND EQUITY		
Liabilities		
Current Liabilities		
Accounts Payable		
1900 Accounts Payable	0	0
Total Accounts Payable	0	0
Other Current Liabilities		
2000 Current Liabilities		
2005 Accrued Accounts Payable	0	0
2006 DMH Payable	0	
2010 Accrued Payroll Expense	0	259
2015 Accrued Compensated Absences	0	0
2025 Prepaid Services	0	
2030 Deposits	0	17
2050 Prepaid Tax Revenue	1,410	

2055 Deferred Inflows - Property Taxes	880,408	
2060 Payroll Tax Payable		0
2061 Federal W / H Tax Payable	0	(347)
2062 Social Security Tax Payable	0	158
2063 Medicare Tax Payable	0	(17)
2064 MO State W / H Tax Payable	0	1,781
Total 2060 Payroll Tax Payable	0	1,576
2070 Payroll Clearing		
2071 AFLAC Pre-tax W / H	0	793
2072 AFLAC Post-tax W / H	0	80
2073 Vision Insurance W / H	0	(102)
2074 Health Insurance W / H	0	28
2075 Dental Insurance W / H	0	(632)
2076 Savings W / H		0
2078 Misc W / H		0
2079 Other W / H		0
Total 2070 Payroll Clearing	0	166
Total 2000 Current Liabilities	881,818	2,018
Total Other Current Liabilities	881,818	2,018
Total Current Liabilities	881,818	2,018
Total Liabilities	881,818	2,018
Equity		
3000 Restricted Grant Fund Balances		
3001 Operational	0	
3005 Operational Reserves	217,546	
3010 Transportation	19,959	
3015 New Programs	0	
3030 Special Needs	(1,813)	
3040 Sheltered Workshop	0	
3045 Traditional Medicaid Match	3,016	
3050 Partnership for Hope Match	(426)	
3055 Building/Remodeling/Expansion	42,165	
3065 Legal	10,026	
3070 TCM	0	
Total 3000 Restricted Grant Fund Balances	290,473	0
3500 Restricted TCM Fund Balances		
3501 Operational		10,079
3505 Operational Reserves		194,949
3510 Transportation		0
3515 New Programs		0
3530 Special Needs		0
3550 Partnership for Hope Match		0
3555 Building/Remodeling/Expansion		21,636
3560 Sponsorships		0
3565 Legal		9,533
3599 Other		679,573
Total 3500 Restricted TCM Fund Balances	0	915,771
3900 Unrestricted Fund Balances	1	(49)
3950 Prior Period Adjustment	0	0
3999 Clearing Account	38,098	104,268
Net Income	400,236	5,019
Total Equity	728,808	1,025,009
TOTAL LIABILITIES AND EQUITY	1,610,626	1,027,027

September 2016 Grants Cash Flow Statement

	Grants
OPERATING ACTIVITIES	
Net Income	(51,453)
Adjustments to reconcile Net Income to Net Cash provided by operations:	
1900 Accounts Payable	(1,694)
Total Adjustments to reconcile Net Income to Net Cash provided by operations:	(1,694)
Net cash provided by operating activities	(53,147)
FINANCING ACTIVITIES	
3065 Restricted Grant Fund Balances:Legal	(1,348)
Net cash provided by financing activities	(1,348)
Net cash increase for period	(54,494)
Cash at beginning of period	745,204
Cash at end of period	690,710

January to September 2016 - Grants Cash Flow Statement

	Grants
OPERATING ACTIVITIES	
Net Income	400,236
Adjustments to reconcile Net Income to Net Cash provided by operations:	
1389 Miscellaneous Accounts Receivable	0
1900 Accounts Payable	0
Total Adjustments to reconcile Net Income to Net Cash provided by operations:	0
Net cash provided by operating activities	400,236
FINANCING ACTIVITIES	
3030 Restricted Grant Fund Balances:Special Needs	(1,888)
3040 Restricted Grant Fund Balances:Sheltered Workshop	0
3045 Restricted Grant Fund Balances:Traditional Medicaid Match	(2,507)
3050 Restricted Grant Fund Balances:Partnership for Hope Match	(9,381)
3065 Restricted Grant Fund Balances:Legal	(10,923)
3900 Unrestricted Fund Balances	(70,867)
3999 Clearing Account	38,098
Net cash provided by financing activities	(57,468)
Net cash increase for period	342,768
Cash at beginning of period	347,942
Cash at end of period	690,710

September 2016 - TCM Cash Flow Statement

	TCM
OPERATING ACTIVITIES	
Net Income	1,626
Adjustments to reconcile Net Income to Net Cash provided by operations:	
1455 Prepaid Expenses:Prepaid-Insurance	2,027
1525 Fixed Assets:Accumulated Depreciation - 100 Third Street	898
1526 Fixed Assets:Accumulated Depreciation - Keystone	341
1535 Fixed Assets:Acc Dep - Remodeling - 100 Third Street	528
1536 Fixed Assets:Acc Dep - Remodeling - Keystone	75
1545 Fixed Assets:Accumulated Depreciation - Equipment	671
1900 Accounts Payable	(4,624)
2061 Current Liabilities:Payroll Tax Payable:Federal W / H Tax Payable	0
2062 Current Liabilities:Payroll Tax Payable:Social Security Tax Payable	0
2063 Current Liabilities:Payroll Tax Payable:Medicare Tax Payable	0
2064 Current Liabilities:Payroll Tax Payable:MO State W / H Tax Payable	38

2071 Current Liabilities:Payroll Clearing:AFLAC Pre-tax W / H	577
2072 Current Liabilities:Payroll Clearing:AFLAC Post-tax W / H	69
2073 Current Liabilities:Payroll Clearing:Vision Insurance W / H	(8)
2075 Current Liabilities:Payroll Clearing:Dental Insurance W / H	(35)
2076 Current Liabilities:Payroll Clearing:Savings W / H	0
2078 Current Liabilities:Payroll Clearing:Misc W / H	(325)
Total Adjustments to reconcile Net Income to Net Cash provided by operations:	231
Net cash provided by operating activities	1,857
FINANCING ACTIVITIES	
3501 Restricted TCM Fund Balances:Operational	(3,358)
Net cash provided by financing activities	(3,358)
Net cash increase for period	(1,501)
Cash at beginning of period	322,503
Cash at end of period	321,001

January to September 2016 - TCM Cash Flow Statement

	TCM
OPERATING ACTIVITIES	
Net Income	5,019
Adjustments to reconcile Net Income to Net Cash provided by operations:	
1455 Prepaid Expenses:Prepaid-Insurance	10,459
1525 Fixed Assets:Accumulated Depreciation - 100 Third Street	8,083
1526 Fixed Assets:Accumulated Depreciation - Keystone	3,066
1535 Fixed Assets:Acc Dep - Remodeling - 100 Third Street	4,753
1536 Fixed Assets:Acc Dep - Remodeling - Keystone	673
1545 Fixed Assets:Accumulated Depreciation - Equipment	5,420
1900 Accounts Payable	(243)
2061 Current Liabilities:Payroll Tax Payable:Federal W / H Tax Payable	0
2062 Current Liabilities:Payroll Tax Payable:Social Security Tax Payable	0
2063 Current Liabilities:Payroll Tax Payable:Medicare Tax Payable	0
2064 Current Liabilities:Payroll Tax Payable:MO State W / H Tax Payable	(315)
2071 Current Liabilities:Payroll Clearing:AFLAC Pre-tax W / H	(275)
2072 Current Liabilities:Payroll Clearing:AFLAC Post-tax W / H	(54)
2073 Current Liabilities:Payroll Clearing:Vision Insurance W / H	(27)
2074 Current Liabilities:Payroll Clearing:Health Insurance W / H	28
2075 Current Liabilities:Payroll Clearing:Dental Insurance W / H	(171)
2076 Current Liabilities:Payroll Clearing:Savings W / H	0
2078 Current Liabilities:Payroll Clearing:Misc W / H	(594)
Total Adjustments to reconcile Net Income to Net Cash provided by operations:	30,803
Net cash provided by operating activities	35,822
INVESTING ACTIVITIES	
1540 Fixed Assets:Equipment	(3,250)
Net cash provided by investing activities	(3,250)
FINANCING ACTIVITIES	
3501 Restricted TCM Fund Balances:Operational	10,079
3555 Restricted TCM Fund Balances:Building/Remodeling/Expansion	16,431
3565 Restricted TCM Fund Balances:Legal	869
3900 Unrestricted Fund Balances	(164,336)
3999 Clearing Account	104,268
Net cash provided by financing activities	(32,690)
Net cash increase for period	(118)
Cash at beginning of period	321,119
Cash at end of period	321,001

September 2016 - Grants & TCM Check Detail

1025 Grant Account (County Tax Funds) - Sullivan Bank

Date	Transaction Type	Num	Name	Amount
09/02/2016	Bill Payment (Check)	3608	Bryan Cave LLP	(1,540.00)
09/02/2016	Bill Payment (Check)	3609	Premier Dental & Oral Health Group, PC	(226.00)
09/14/2016	Bill Payment (Check)	3610	DMH Local Tax Matching Fund	(8,615.73)
09/14/2016	Bill Payment (Check)	3611	MO HealthNet	(40.00)
09/14/2016	Bill Payment (Check)	3612	WeDrive Driving School	(200.00)
09/14/2016	Bill Payment (Check)	3613	Missouri Ozarks Community Action, Inc.	(225.00)
09/14/2016	Bill Payment (Check)	3614	DMH Local Tax Matching Fund	(4,183.36)
09/14/2016	Bill Payment (Check)	3615	MO HealthNet	(490.00)
09/14/2016	Bill Payment (Check)	3616	MO HealthNet	(504.00)
09/14/2016	Bill Payment (Check)	3617	MO HealthNet	(99.00)
09/14/2016	Bill Payment (Check)	3618	MO HealthNet	(395.00)
09/14/2016	Bill Payment (Check)	3619	MO HealthNet	(188.00)
09/14/2016	Bill Payment (Check)	3620	MO HealthNet	(99.00)
09/14/2016	Bill Payment (Check)	3621	MO HealthNet	(259.00)
09/14/2016	Bill Payment (Check)	3622	MO HealthNet	(271.00)
09/14/2016	Bill Payment (Check)	3623	MO HealthNet	(14.00)
09/19/2016	Bill Payment (Check)	3624	Valerie Stonitsch	(154.00)
09/19/2016	Bill Payment (Check)	3625	Brookview Apartments of Camdenton	(100.00)
09/19/2016	Bill Payment (Check)	3626	Camden Manors, Inc.	(100.00)
09/19/2016	Bill Payment (Check)	3627	Camdenton Apartments dba Lauren's Place	(204.00)
09/19/2016	Bill Payment (Check)	3628	David A Schlenfort	(498.00)
09/19/2016	Bill Payment (Check)	3629	Garry Euler	(674.00)
09/19/2016	Bill Payment (Check)	3630	Glen Donnach, LLC	(100.00)
09/19/2016	Bill Payment (Check)	3631	JC Sutton LLC	(375.00)
09/19/2016	Bill Payment (Check)	3632	Jacob and/or Lana Kentner	(1,316.00)
09/19/2016	Bill Payment (Check)	3633	John Farrell Real Estate Company	(281.00)
09/19/2016	Bill Payment (Check)	3634	Phyllis Ilene Hood	(561.00)
09/19/2016	Bill Payment (Check)	3635	Revelation Construction & Development, LLC	(412.00)
09/19/2016	Bill Payment (Check)	3636	RLM Rentals, LLC	(458.00)
09/19/2016	Bill Payment (Check)	3637	Todd Meyer	(297.00)
09/19/2016	Bill Payment (Check)	3638	Velma Spawn	(100.00)
09/19/2016	Bill Payment (Check)	3639	Bankcard Center	(69.67)
09/19/2016	Bill Payment (Check)	3640	MO HealthNet	(527.00)
09/19/2016	Bill Payment (Check)	3641	Professional Management Group, Inc.	(545.00)
09/19/2016	Bill Payment (Check)	3642	Camdenton Apartments dba Lauren's Place	0.00
09/19/2016	Bill Payment (Check)	3643	Revelation Construction & Development, LLC	0.00
09/19/2016	Bill Payment (Check)	3644	Valerie Stonitsch	0.00
09/19/2016	Bill Payment (Check)	3645	MO HealthNet	0.00
09/19/2016	Bill Payment (Check)	3646	Professional Management Group, Inc.	0.00
09/19/2016	Bill Payment (Check)	3642	Camdenton Apartments dba Lauren's Place	(374.00)
09/19/2016	Bill Payment (Check)	3643	Revelation Construction & Development, LLC	(881.00)
09/19/2016	Bill Payment (Check)	3644	Valerie Stonitsch	(154.00)
09/19/2016	Bill Payment (Check)	3645	MO HealthNet	(24.00)
09/19/2016	Bill Payment (Check)	3646	Professional Management Group, Inc.	(545.00)
09/19/2016	Bill Payment (Check)	3647	Revelation Construction & Development, LLC	(293.00)
09/19/2016	Bill Payment (Check)	3648	Childrens Learning Center	(14,032.86)
09/19/2016	Bill Payment (Check)	3649	Lake Area Industries	(15,474.08)
09/19/2016	Bill Payment (Check)	3650	Revelation Construction & Development, LLC	(646.00)

09/23/2016	Bill Payment (Check)	3651	Missouri Ozarks Community Action, Inc.	(250.00)
09/23/2016	Bill Payment (Check)	3652	Revelation Construction & Development, LLC	(100.00)
09/23/2016	Bill Payment (Check)	3653	Revelation Construction & Development, LLC	(100.00)
09/30/2016	Bill Payment (Check)	3654	Bryan Cave LLP	(1,347.50)
09/30/2016	Bill Payment (Check)	3655	MO HealthNet	(654.00)
09/30/2016	Bill Payment (Check)	3656	Scotts Home Health Medical Supply	(145.00)
09/30/2016	Bill Payment (Check)	3657	MO HealthNet	(654.00)
09/30/2016	Bill Payment (Check)	3658	MO HealthNet	(120.00)

1055 TCM Account (TCM Funds) - 1st Nat'l Bank

Date	Transaction Type	Num	Name	Amount
09/01/2016	Check	SVCCHRG		(24.95)
09/02/2016	Bill Payment (Check)	6852	Summit Natural Gas of Missouri, Inc.	(15.00)
09/02/2016	Bill Payment (Check)	6853	Aflac	(689.08)
09/02/2016	Bill Payment (Check)	6854	FP Mailing Solutions	(102.00)
09/02/2016	Bill Payment (Check)	6855	Lagers	(3,125.39)
09/02/2016	Bill Payment (Check)	6856	MSW Interactive Designs LLC	(30.00)
09/02/2016	Bill Payment (Check)	6857	Republic Services #435	(98.59)
09/02/2016	Bill Payment (Check)	6858	Clean Cut Lawn Care etc. LLC	(64.00)
09/02/2016	Bill Payment (Check)	6859	Jeanna K Cupp	(143.02)
09/02/2016	Bill Payment (Check)	6860	Marcie L. Vansyoc	(59.68)
09/02/2016	Bill Payment (Check)	6861	Ryan Johnson	(97.02)
09/02/2016	Bill Payment (Check)	6862	Cynthia Brown	(245.63)
09/02/2016	Bill Payment (Check)	6863	G G Maha	(68.66)
09/02/2016	Bill Payment (Check)	6864	Linda Gifford	(94.16)
09/02/2016	Bill Payment (Check)	6865	Lori Cornwell	(244.61)
09/02/2016	Bill Payment (Check)	6866	Myrna Blaine	(94.64)
09/02/2016	Bill Payment (Check)	6867	Sharla Jenks	(134.44)
09/02/2016	Bill Payment (Check)	6868	Jennifer Clemons	(126.39)
09/02/2016	Bill Payment (Check)	6869	Direct Service Works	(1,590.00)
09/02/2016	Bill Payment (Check)	6870	Eddie L Thomas	(343.26)
09/08/2016	Bill Payment (Check)	6871	Ameren Missouri	(468.95)
09/08/2016	Bill Payment (Check)	6872	AT&T	(81.92)
09/08/2016	Bill Payment (Check)	6873	G G Maha	(1,035.03)
09/08/2016	Bill Payment (Check)	6874	LaClede Electric Cooperative	(498.27)
09/08/2016	Bill Payment (Check)	6875	Linda Simms	(1,094.45)
09/08/2016	Bill Payment (Check)	6876	Office Business Equipment	(59.25)
09/08/2016	Bill Payment (Check)	6877	Linda Simms	(195.14)
09/09/2016	Expense	151495	Connie L Baker	(868.28)
09/09/2016	Expense	151496	Rachel K Baskerville	(1,131.00)
09/09/2016	Expense	151497	Myrna Blaine	(1,400.12)
09/09/2016	Expense	151498	Cynthia Brown	(1,121.04)
09/09/2016	Expense	151499	Jennifer Clemons	(922.12)
09/09/2016	Expense	151500	Lori Cornwell	(808.89)
09/09/2016	Expense	151501	Jeanna K Cupp	(947.51)
09/09/2016	Expense	151502	Linda Gifford	(847.41)
09/09/2016	Expense	151503	Sharla Jenks	(967.56)
09/09/2016	Expense	151504	Ryan Johnson	(1,050.80)
09/09/2016	Expense	151505	Micah J Joseph	(1,059.36)
09/09/2016	Expense	151506	Annie Meyer	(1,094.52)
09/09/2016	Expense	151507	Edmond J Thomas	(1,097.54)
09/09/2016	Expense	151508	Eddie L Thomas	(2,053.67)
09/09/2016	Expense	151509	Marcie L. Vansyoc	(1,061.56)
09/09/2016	Expense	151510	Nicole M Whittle	(1,006.19)
09/09/2016	Expense	09/09/2016	Edward Jones	(75.00)

09/09/2016	Expense	09/09/2016	Internal Revenue Service	(6,136.00)
09/14/2016	Bill Payment (Check)	6878	Camden County PWSD #2	(170.62)
09/14/2016	Bill Payment (Check)	6879	Ezard's, Inc.	(80.91)
09/14/2016	Bill Payment (Check)	6880	Lakeside Office Supply	(238.85)
09/14/2016	Bill Payment (Check)	6881	Refills Ink	(294.96)
09/14/2016	Bill Payment (Check)	6882	City Of Camdenton	(109.09)
09/14/2016	Bill Payment (Check)	6883	FP Mailing Solutions	(1,500.00)
09/14/2016	Bill Payment (Check)	6884	Micah J Joseph	(335.39)
09/14/2016	Bill Payment (Check)	6885	Clean Cut Lawn Care etc. LLC	(64.00)
09/14/2016	Bill Payment (Check)	6886	Missouri Dept of Revenue	(1,770.00)
09/14/2016	Bill Payment (Check)	6887	KMB Technical Group, Inc.	(660.00)
09/19/2016	Bill Payment (Check)	6888	Ezard's, Inc.	(1,800.00)
09/19/2016	Bill Payment (Check)	6889	Bankcard Center	(1,185.68)
09/19/2016	Bill Payment (Check)	6890	Camdenton Area Chamber Of Commerce	(395.00)
09/19/2016	Bill Payment (Check)	6891	Janine's Flowers	(65.00)
09/19/2016	Bill Payment (Check)	6892	Jessica North	(70.00)
09/19/2016	Bill Payment (Check)	6893	Lakeside Office Supply	(89.95)
09/19/2016	Bill Payment (Check)	6894	Mo Consolidated Health Care	(12,093.76)
09/23/2016	Expense	151513	Connie L Baker	(868.28)
09/23/2016	Expense	151514	Rachel K Baskerville	(1,174.18)
09/23/2016	Expense	151515	Myrna Blaine	(1,400.12)
09/23/2016	Expense	151516	Cynthia Brown	(1,185.29)
09/23/2016	Expense	151517	Jennifer Clemons	(920.95)
09/23/2016	Expense	151518	Lori Cornwell	(827.80)
09/23/2016	Expense	151519	Jeanna K Cupp	(901.60)
09/23/2016	Expense	151520	Linda Gifford	(870.85)
09/23/2016	Expense	151521	Sharla Jenks	(878.62)
09/23/2016	Expense	151522	Ryan Johnson	(1,031.91)
09/23/2016	Expense	151523	Micah J Joseph	(1,068.75)
09/23/2016	Expense	151524	Annie Meyer	(1,081.69)
09/23/2016	Expense	151525	Edmond J Thomas	(1,097.53)
09/23/2016	Expense	151526	Eddie L Thomas	(2,053.69)
09/23/2016	Expense	151527	Marcie L. Vansyoc	(1,104.74)
09/23/2016	Expense	151528	Nicole M Whittle	(1,037.92)
09/23/2016	Expense	09/23/2016	Edward Jones	(75.00)
09/23/2016	Expense	09/23/2016	Internal Revenue Service	(6,143.37)
09/23/2016	Bill Payment (Check)	6895	Annie Meyer	(145.99)
09/23/2016	Bill Payment (Check)	6896	Camdenton Area Chamber Of Commerce	(395.00)
09/23/2016	Bill Payment (Check)	6897	Clean Cut Lawn Care etc. LLC	(200.00)
09/23/2016	Bill Payment (Check)	6898	Delta Dental of Missouri	(453.08)
09/23/2016	Bill Payment (Check)	6899	Janine's Flowers	0.00
09/23/2016	Bill Payment (Check)	6900	Principal Life Ins	(245.76)
09/23/2016	Bill Payment (Check)	6901	G G Maha	(1,039.98)
09/23/2016	Bill Payment (Check)	6902	KMB Technical Group, Inc.	(420.00)
09/23/2016	Bill Payment (Check)	6903	Linda Simms	(1,094.44)
09/23/2016	Bill Payment (Check)	6904	US Department of Education - Tracking # 1017780285	(667.22)
09/30/2016	Bill Payment (Check)	6905	Conaway Contracting	(200.00)
09/30/2016	Bill Payment (Check)	6906	Charter Business	(486.46)
09/30/2016	Bill Payment (Check)	6907	E-Z Disposal	(22.00)
09/30/2016	Bill Payment (Check)	6908	Rachel K Baskerville	(558.57)
09/30/2016	Bill Payment (Check)	6909	Clean Cut Lawn Care etc. LLC	(64.00)
09/30/2016	Bill Payment (Check)	6910	Republic Services #435	(98.65)
09/30/2016	Bill Payment (Check)	6911	Summit Natural Gas of Missouri, Inc.	(15.00)

09/30/2016	Bill Payment (Check)	6912	KMB Technical Group, Inc.	(476.00)
09/30/2016	Bill Payment (Check)	6913	Lagers	(3,139.20)
09/30/2016	Bill Payment (Check)	6914	TruClean	(55.00)
09/30/2016	Bill Payment (Check)	6915	Staples	(94.97)

August 2016
Credit Card Statement

CENTRAL BANK

BL ACCT 00000256-10000000
CAMDEN CO DD RES
Account Number: ##### 5386
Page 1 of 4



SCORECARD

Bonus Points
Available
24,550

Account Summary

Billing Cycle		09/04/2016
Days In Billing Cycle		31
Previous Balance		\$1,632.20
Purchases	+	\$1,600.71
Cash	+	\$0.00
Special	+	\$0.00
Credits	-	\$345.36
Payments	-	\$1,632.20
Other Charges	+	\$0.00
Finance Charges	+	\$0.00

NEW BALANCE **\$1,255.35**

Credit Summary

Total Credit Line	\$10,000.00
Available Credit Line	\$8,744.65
Available Cash	\$6,000.00
Amount Over Credit Line	\$0.00
Amount Past Due	\$0.00
Disputed Amount	\$0.00

Account Inquiries



Call us at: (800) 445-9272
Lost or Stolen Card: (866) 839-3485



Go to www.bankcardcenter.net



Write us at PO BOX 779, JEFFERSON CTY, MO
65102-0779

Payment Summary

NEW BALANCE	\$1,255.35
MINIMUM PAYMENT	\$38.00
PAYMENT DUE DATE	10/02/2016

NOTE: Grace period to avoid a finance charge on purchases, pay entire new balance by payment due date. Finance charge accrues on cash advances until paid and will be billed on your next statement.

Corporate Activity

TOTAL CORPORATE ACTIVITY				\$1,632.20-
Trans Date	Post Date	Reference Number	Transaction Description	Amount
08/22	08/22	00901921	PAYMENT - THANK YOU	\$1,632.20-

Important Information About Your Account

NEW FRAUD PROTECTIONS COMING THIS SUMMER! TO FURTHER PROTECT YOU, YOU WILL BEGIN RECEIVING TEXTS AND/OR EMAILS THIS SUMMER ASKING YOU TO CONFIRM IF SUSPICIOUS PURCHASES ARE VALID OR NOT. WE WILL ONLY ASK YOU TO VERIFY IF YOU DID MAKE THE PURCHASE(S) OR NOT, WE WILL NOT ASK FOR ACCOUNT OR PERSONAL INFORMATION. KEEPING YOU PROTECTED IS IMPORTANT TO US AND WE ARE EXCITED TO OFFER THESE NEW ENHANCED FRAUD SERVICES TO YOU!

PLEASE DETACH COUPON AND RETURN PAYMENT USING THE ENCLOSED ENVELOPE - ALLOW UP TO 7 DAYS FOR RECEIPT 5768

CENTRAL BANK
PO BOX 779
JEFFERSON CTY MO 65102-0779

Account Number

5386

Check box to indicate
name/address change ☐
on back of this coupon

AMOUNT OF PAYMENT ENCLOSED

Closing Date	New Balance	Total Minimum Payment Due	Payment Due Date
09/04/16	\$1,255.35	\$38.00	10/02/16

\$



BL ACCT 00000256-10000000
CAMDEN CO DD RES
ATTN ACCOUNTS PAYABLE
PO BOX 722
CAMDENTON MO 65020-0722



3769

MAKE CHECK PAYABLE TO:

BANKCARD SERVICES
PO BOX 8000
JEFFERSON CTY MO 65102-8000

5475780000055386 00003800 00125535



Cardholder Account Summary					
MYRNA BLAINE ##### 6176			Payments & Other Credits \$0.00	Purchases & Other Charges \$152.19	Cash Advances \$0.00
					Total Activity \$152.19
Cardholder Account Detail					
Trans Date	Post Date	Plan Name	Reference Number	Description	Amount
08/04	08/05	PBUS01	55432866217000329994656	SSI*SCHOOL SPECIALTY 888-388-3224 WI	\$38.17 X
08/05	08/07	PBUS01	05436846218300135504281	GERBES #0119 CAMDENTON MO	\$10.42 X
08/12	08/15	PBUS01	05436846226100064074631	MENARDS LAKE OZARK MO LAKE OZARK MO	\$103.60 X

Cardholder Account Summary					
EDDIE THOMAS ##### 0953			Payments & Other Credits \$0.00	Purchases & Other Charges \$120.00	Cash Advances \$0.00
					Total Activity \$120.00 X
Cardholder Account Detail					
Trans Date	Post Date	Plan Name	Reference Number	Description	Amount
08/29	08/31	PBUS01	85140516243900019700033	ASSOCIATION FOR PEOPLE 3012790060 MD	\$120.00 X

Cardholder Account Summary					
LINDA SIMMS ##### 0961			Payments & Other Credits \$345.36-	Purchases & Other Charges \$1,147.50	Cash Advances \$0.00
					Total Activity \$802.14
Cardholder Account Detail					
Trans Date	Post Date	Plan Name	Reference Number	Description	Amount
08/03	08/05	PBUS01	05140486217710025164025	WOODS MARKET 2068 OSAGE BEACH MO	\$12.48 X
08/04	08/05	PBUS01	55432866217000258569065	INTUIT *QB ONLINE 800-286-6800 CA	\$39.95 X
08/04	08/05	PBUS01	55432866217000413028593	TCE*HRDIRECT/GNEIL 800-888-4040 FL	\$35.34 X
08/06	08/08	PBUS01	05436846220400047552331	SAMS CLUB #6505 JEFFERSON CIT MO	\$136.58 X
08/12	08/12	PBUS01	55432866225000406713789	GEORGE PATTON ASSOCIAT 800-572-2194 RI	\$30.29 X
08/15	08/17	PBUS01	05140486229710023656200	WOODS MARKET 2068 OSAGE BEACH MO	\$29.14 X
08/15	08/17	PBUS01	05410196229255209704885	SUBWAY 00172569 OSAGE BEACH MO	\$22.00 X
08/17	08/19	PBUS01	55436876231172312797151	WESTIN KANSAS CITY KANSAS CITY MO 2696749	\$328.36 X
08/18	08/19	PBUS01	55429506231894720637891	ARRIVAL 08/17/16 DEPART 08/17/16 PAYPAL *BENEFITSTRA 6106961551 CA	\$50.00 X
08/19	08/21	PBUS01	55436876232172324550332	WESTIN KANSAS CITY KANSAS CITY MO 2720929	\$345.36 X
08/19	08/25		55436876237172324550493	ARRIVAL 08/19/16 DEPART 08/19/16 CREDIT VOUCHER WESTIN KANSAS CITY KANSAS CITY MO 2720929	\$345.36- X
08/29	08/30	PBUS01	55429506242717310630736	ARRIVAL 08/19/16 DEPART 08/19/16 EB GET LINKD 2016 HEA 8014137200 CA	\$118.00 X

Cardholder Account Summary					
GLENDA MAHA ##### 3221			Payments & Other Credits \$0.00	Purchases & Other Charges \$181.02	Cash Advances \$0.00
					Total Activity \$181.02
Cardholder Account Detail					
Trans Date	Post Date	Plan Name	Reference Number	Description	Amount
08/04	08/05	PBUS01	55432866217000252465948	VISTAPR*VistaPrint.com 866-8936743 MA	\$73.83 X
08/15	08/16	PBUS01	05410196228418192773181	USPS 28124200230700272 CAMDENTON MO	\$5.50 X
08/18	08/19	PBUS01	05410196231418202773515	USPS 28124200230700272 CAMDENTON MO	\$12.05 X
08/18	08/19	PBUS01	05410196231418202773523	USPS 28124200230700272 CAMDENTON MO	\$12.45 X
08/24	08/26	PBUS01	55308766238547457042649	SHELL OIL 574410158QPS CAMDENTON MO	\$5.36 X
08/24	08/26	PBUS01	55308766238547458042648	SHELL OIL 574410158QPS CAMDENTON MO	\$40.33 X

Cardholder Account Detail Continued

Trans Date	Post Date	Plan Name	Reference Number	Description	Amount
08/25	08/28	PBUS01	05410196239685042001446	CENEX LAKERS E07083850 CAMDENTON MO	\$31.50

Additional Information About Your Account

MANAGE YOUR CARD ACCOUNT ONLINE. IT'S FREE! IT'S EASY! SIMPLY GO TO WWW.BANKCARDCENTER.NET AND ENROLL IN OUR ONLINE SERVICE. YOU CAN REVIEW ACCOUNT INFORMATION, TRACK SPENDING, SET ALERT NOTIFICATIONS, DOWNLOAD FILES, AND MUCH MORE. MANAGING YOUR ACCOUNT IS FAST, SECURE AND EASY. ENROLL TODAY!

ScoreCard Bonus Points Information as of 09/02/2016

SCORECARD	Beginning Balance	Points Earned	Bonus Earned	Points Adjusted	Points Redeemed	Ending Balance
	23,123	1,405	22	0	0	24,550

Finance Charge Summary / Plan Level Information

Plan Name	Plan Description	FCM ¹	Average Daily Balance	Periodic Rate *	Corresponding APR	Finance Charges	Effective APR Fees **	Effective APR	Ending Balance
Purchases									
PBUS01 001	PURCHASE	E	\$0.00	0.70000%(M)	8.4000%(V)	\$0.00	\$0.00	0.0000%	\$1,255.35
Cash									
CBUS01 001	CASH	A	\$0.00	2.10333%(M)	25.2400%(V)	\$0.00	\$0.00	0.0000%	\$0.00

* Periodic Rate (M)=Monthly (D)=Daily

** includes cash advance and foreign currency fees

¹ FCM = Finance Charge Method

Days In Billing Cycle: 31

APR = Annual Percentage Rate

(V) = Variable Rate If you have a variable rate account the periodic rate and Annual Percentage Rate (APR) may vary.



P. O. Box 8030
Appleton, WI 54912-8030

SEND ORDERS & CORRESPONDENCE TO
SCHOOL SPECIALTY
PO BOX 1579
APPLETON, WI 54912-1579

Toll Free Phone (888) 388-3224
Toll Free Fax (888) 388-6344

Corporate FID# 39-0971239


On receipt of order, examine the carton contents for damage or lost product.
Retain damaged items and their packaging. Contact us within 10 days for damage.
30 days for shortages. Product returned without authorization, additional items not
part of the original authorization, or products arriving in an unsellable condition
will not be eligible for credit and product will not be shipped back to the customer.

PLEASE NOTE: Your invoice now includes shipment and delivery
tracking information on the last page of your invoice and following the
invoice total.

Invoice

Invoice Number : 208116803887 Page 1 of 1
Order/Ref Number : 28203402 7781139496:1
Invoice Date : 03-AUG-2016 Currency : USD 081-810-01
Customer Number : 2226103
PO Number : Reference 15050690
Ship To Attention :
Bill To Attention :

Ship To : MICAH JOSEPH
100 3RD STREET
CAMDENTON, MO 65020

Bill To :  000000
PO BOX 722
CAMDENTON, MO 65020-0722

Quantity Ordered	UOM	Quantity Shipped	Quantity Remaining	Ordered Item	Our Item (if different)	Description	Unit Price	Net Price	Extended Price
1	EA	1		1267920		TEACHERS PET CLOE	26.240	26.240	26.24
Delivery Tracking Information: Carrier Reference # UNITED PARCEL SERVICE 1Z4746150390420799								Subtotal \$	26.24
								Taxes \$	1.98
								Shipping/Handling \$	9.95
							INVOICE	Total \$	38.17

Standard delivery terms shall be F.O.B. origin. Ownership and title shall pass to Buyer
when products are delivered to Carrier unless otherwise agreed to in writing.

<< tear along this perforation >>

DO NOT PAY

ADVICE OF PRE-PAYMENT

DO NOT PAY

Customer Number : 2226103 USD
Invoice Number : 208116803887
Invoice Date : 03-AUG-2016
Due Date : 03-AUG-2016
Taxes : \$ 1.98
Shipping/Handling : \$ 9.95
Invoice Amount : \$ 38.17
Less payments : \$ 38.17
Balance DUE: \$ 0.00
Remittance Amount : \$



for
back pay
OB OFFICE



1159 US EAST 54
(673) 345-3433
Your cashier was CINDY
Plus Customer *****8717
SMALL BAG ICE 1.99 B
OZK WATER <+ 3.99 B
OZK WATER <+ 3.99 B
TAX 0.45
**** BALANCE 10.42
CAMDENTON MO 65020
MasterCard Purchase
*****6176 - C
REF#: 63373C TOTAL: 10.42
AID: A0000000041010
TC: AB7BB9C2218A857B
MASTERCARD
CHANGE 10.42
TOTAL NUMBER OF ITEMS SOLD = 0.00
08/05/16 11:23am 119 3 112 104 3
Annual Card Savings \$0.49
PARTICIPATING ITEMS <+ = 2
Now Hiring - Apply Today!
jobs.gerbes.com
www.gerbes.com

OFFICE
EXTERIOR

Use Your
BIG CARD  2%
REBATE
MENARDS®

MENARD
AKE OZARK
1015 Ba Owl Lane
Lake Ozark, MO 65049

KEEP YOUR RECEIPT
RETURN POLICY VARIES BY PRODUCT TYPE

Unless noted below allowable returns for
items on this receipt will be in the form
of an in store credit voucher if the
return is done after 11/10/16

If you have questions regarding the
charges on your receipt, please
email us at:
OZRKfrontend@menards.com



Sale Transaction

Cust name: Camden County Senate Boar
Tax Exempt M00063432
Resale

ORDER 07723
SCALLOPED EDGER ST 22LB -PICK*
1792317 70 @1.48 103.60 NT
END OF ORDER

TOTAL SALE
MasterCard 6176
Auth Code:65526C
Chip Inserted
a0000000041010
TC: d4e31dc408ad41b2

103.60
103.60

TOTAL SAVINGS 14.70

TOTAL NUMBER OF ITEMS = 70

PICKING LIST - GUEST COPY

CASHIER - PRESS RECALL TRANS AND SCAN BARCODE ==> OZRK 07723


PAGE 1 OF 1

SOLD BY: DEWAYNE L.
DATE: 08/12/16

GUEST NAME - ADDRESS - PHONE

Camden County Senate Board
100 3rd St
Camdenton, MO 65020-7336

Ph: (573) 317-9233
JOB DESC:

	SKU NUMBER	UNIT PRICE	EXTENDED PRICE
TAN	179-2317	1.48*	103.60

**OBJECT NOT BEING AVAILABLE ON A LATER DATE
PLEASE PICK UP ALL MERCHANDISE TODAY. THANK YOU.**

This is a quote valid today. Upon payment this quote becomes a yard picking list subject to the terms and conditions below. Quantities listed above may exceed quantities available for immediate pick-up. Product is not held for a specific guest, but instead is available to the buying public on a first come, first serve basis. Please pickup all purchases made on this picking list immediately. Failure to pick up products on this picking list today will result in additional charge to you if, on the day of pick up, the retail price of the products are higher than on the day purchased. Menards liability to you is limited to refunding your original purchase price for any product not picked up.

Guest Instructions:

1. Take this picking list to a cashier to pay for the merchandise.
2. Enter the outside yard to pick up your merchandise. (All vehicles are subject to inspection.)
3. Load your merchandise. (Menards Team Members will gladly help you load your materials but cannot be held liable for damage to your vehicle.)
4. When exiting the yard, present this list to the Gate Guard. (The Gate Guard will record the items you are taking with you.)
5. Sign the Gate Guard's signature pad verifying you've received the merchandise.

PRE-TAX TOTAL: 103.60

Our insurance does not allow us to tie down or secure your load, trunk lid, etc. For your convenience, we supply twine, but you will have to decide whether or not your load is secure and if the twine supplied is strong enough. If you do not believe the twine will suffice, stronger material can be purchased inside the store.

READ THE TERMS AND CONDITIONS CAREFULLY. All returns are subject to Menards' posted return policy. In consideration for Menards low prices you agree that if any merchandise purchased by you is defective, Menards will agree to exchange the merchandise or refund the purchase price based on the form of original payment. You agree that there shall be no other remedy available to you. If there is a warranty provided by the manufacturer, that warranty shall govern your rights and Menards shall be selling the product "AS IS." Oral statements do not constitute warranties, and are not a part of this contract. The guest agrees to inspect all merchandise prior to installing or using it. **UNDER NO CIRCUMSTANCES SHALL MENARDS BE LIABLE FOR ANY SPECIAL, INCIDENTAL, OR CONSEQUENTIAL DAMAGES.** MENARDS MAKES NO WARRANTIES, EXPRESS OR IMPLIED, AS TO MERCHANTABILITY OR FITNESS FOR A PARTICULAR PURPOSE OF THE MERCHANDISE. Any controversy or claim arising out of or relating to this contract, or the breach thereof, shall be settled by arbitration administered by the American Arbitration Association under its applicable Consumer or Commercial Arbitration Rules, and judgments on the award rendered by the arbitrator(s) may be entered in any court having jurisdiction thereof. The guest agrees to these terms and conditions through purchase of merchandise contained on this document.

THIS IS NOT A RECEIPT

GATE GUARD - SCAN HERE ==>



Subject: Bankcard Order Confirmation
From: Association for People in Supported Employment (cindi@apse.org)
To: ed77076@yahoo.com;
Cc: cindi@apse.org;
Date: Monday, August 29, 2016 11:40 AM

Dear Eddie Thomas, This is a confirmation of an online transaction placed with Association for People in Supported Employment. The Sale transaction totaled \$120.00 and will be processed to your account. Order Number : ID8TGCEdaX Approval Code : 69141C

*APSE Annual
membership*



OSAGE BEACH, MO 665065
(573) 348-2591
VISIT US AT
WOODSSUPERMARKET.COM
Store:2068

Cashier: Lora

08/03/16

10:46:11

BEGIN DUPLICATE RECEIPT
Store:2068

Cashier: Lora

08/03/16

10:45:06

GROCERY

OZARKA 24PK	022592053028	5.49	TF
BC SUPREME BL	070038325463	6.99	TF
SUBTOTAL		12.48	
TOTAL TAX		.00	

TOTAL 12.48

MasterCard TENDER

Acct:xxxxxxxxxxxx0961

APPRVL CODE 66033C

Cash CHANGE .00

NUMBER OF ITEMS 2

EXEMPT TAX ID 02	
T1 ITEM VALUE EXEMPTED	12.48
T1 TAX EXEMPTED	.56
T2 ITEM VALUE EXEMPTED	.00
T2 TAX EXEMPTED	.00
T3 ITEM VALUE EXEMPTED	.00
T3 TAX EXEMPTED	.00
T4 ITEM VALUE EXEMPTED	.00
T4 TAX EXEMPTED	.00

Trx:84 Term:1 Store:2068 10:46:08

THANK YOU FOR SHOPPING AT WOODS!
LET US HEAR FROM YOU ON OUR WEBSITE
"C" "U" "SERVE YOU"

END

INTRIT - QUICK BOOKS
MONTHLY PAY

AUGUST

- Accounting
- Subscription status
- Subscribed Edit Cancel
- Plan details
- QuickBooks Plus Upgrade
- \$39.95 / month
- Switch to annual billing
- Next Charge
- ~~July 4, 2016~~ SEPTEMBER, 2016
- Payment method
- MasterCard ending 0961 expires 11/18 Edit

ACCT
5567

INVOICE ACCOUNT #	CUSTOMER ACCOUNT #
A02517369	A02517369
INVOICE NUMBER	INVOICE DATE
INV4158328	08/02/16
	TOTAL DUE
	35.34



CAMDENTON & OB
OFFICE SUPPLIES

CLUB MANAGER JEREMY JONES
(573) 469 - 0917
849 STONERIDGE PKWAY JEFFERSON CITY, MO
CLUB HOURS 10:00 AM - 8:30 PM
08/06/16 16:12 3919 06505 008 58

X MEMBER 101-*****3846

THANK YOU, TAKE OUR SURVEY
www.survey.samsclub.com
CAMDEN COUNTY SENATE BILL 40

660671 POST-ITNOTE	7.84 N
245437 ZSAM COLUME	11.46 E
725490 SHEAD FILES	7.68 N
713568 JRWRTNGCNY	5.68 N
930536 SAM'S COPY	27.98 N
930536 SAM'S COPY	27.98 N
930536 SAM'S COPY	27.98 N
796763 CHAIRMAT	19.98 E
SUBTOTAL	136.58
TOTAL	136.58
HCARD TEND	136.58

ACCOUNT # **** * 0961 S

APPROVAL # 64236C
TERMINAL # SC010423

08/06/16 16:14:36

CHANGE DUE 0.00

DISTRIBUTOR NUMBER: 602

Visit samsclub.com to see your savings

ITEMS SOLD 8

TC# 2662 1222 6014 5984 5899 5



Linda Simms

Please complete our ****NEW AND SHORTER SURVEY****
about today's visit at:

<http://www.survey.samsclub.com>

**IN RETURN FOR YOUR TIME YOU COULD WIN
ONE OF FIVE \$1,000 SAM'S CLUB SHOPPING CARDS**
Must be 18 or older and a legal resident of the 50 US or
DC to enter. No purchase necessary. Visit

www.entry.survey.samsclub.com for Official Rules,
the end date, and to enter without purchase.

Survey must be taken within **TWO** weeks of today.

Esta encuesta también se encuentra en español en la
página de Internet.

Happy to Help

Save time. Order ahead.
SamsClub.com/clubpickup
08/06/16 16:14:50

*** MEMBER COPY ***

George Patton Associates, Inc.
55 Broadcommon Road
Bristol, RI 02809
PH: 800-572-2194
FX: 401-247-0392

Sales Order Number: CC00007301
Sales Order Date: 8/10/2016
Customer ID: C001526440
SalesPerson: JANE DALLESANRO
Email: jane.dallesandro@displays2go.com
Planned Ship Date:

Bill
To: CAMDEN COUNTY DEVELOPMENTAL DISABILITY
LINDA SIMMS
5816 OSAGE BEACH PKWY
STE 108
OSAGE BEACH, MO 65065
USA

Ship
To: CAMDEN COUNTY DEVELOPMENTAL DISABILITY
LINDA SIMMS
5816 OSAGE BEACH PKWY
STE 108
OSAGE BEACH, MO 65065
USA

Payment Terms: CC
Payment Method: CRE
Card No.:

Cust. P.O. Number:
Ship Terms: Prepaid
Ship Via: Fedex
Ship Service: FDXGND

Item No.	Description	Unit	Quantity	Unit Price	Curr.	Total Price
LD4T40DFL	4 POCKET MOLDED DISPLAY FOR 4"W BROCHURE	Each	4	\$4.99		\$19.96
SHIPPING	Shipping	Each	1	\$10.33		\$10.33

LINDA CREDIT CARD
FOR OSAGE BEACH MO

Once your order has shipped, you will receive a shipment confirmation with your carrier tracking information

Amount Subject to Sales Tax: \$0.00
Amount Exempt from Sales Tax: \$30.29

Subtotal: \$30.29
Total Sales Tax: \$0.00

Conditions do apply. Information on ordering, tracking and returning your order can be found at the bottom of our homepage at www.Displays2go.com.
Contact us at 800-572-2194 with questions about your order.

Total: \$30.29

Food for
8-15-16
board mtg



OSAGE BEACH, MO 665065
(573) 348-2591
VISIT US AT
WOODSSUPERMARKET.COM
Store:2068

Cashier: DEBBIE C 151

08/15/16 10:14:18

BEGIN DUPLICATE RECEIPT
Store:2068

Cashier: DEBBIE C 151

08/15/16 10:12:17

S&H Card Number 49663172269

GROCERY

RUFFLES ORIGI 028400034005 4.99 TF
XXL DORITOS N 028400595117 4.29 TF

PRODUCE

APIO MEAT/CHE 709351899058 10.99 TF

BAKERY

COOKIE 708971118129 3.99 TF

DAIRY

UNSWEET TEA 070242301203 2.99 TF

CENTRAL CHIP& 073948031221 1.89 TF

SUBTOTAL 29.14

TOTAL TAX .00

TOTAL 29.14

MasterCard TENDER

Acct:xxxxxxxxxxxx0961

APPRVL CODE 64109C

Cash CHANGE .00

NUMBER OF ITEMS 6

EXEMPT TAX ID 19364199

T1 ITEM VALUE EXEMPTED 29.14

T1 TAX EXEMPTED 1.30

T2 ITEM VALUE EXEMPTED .00

T2 TAX EXEMPTED .00

T3 ITEM VALUE EXEMPTED .00

T3 TAX EXEMPTED .00

T4 ITEM VALUE EXEMPTED .00

T4 TAX EXEMPTED .00

Trx:67 Term:7 Store:2068 10:14:12

THANK YOU FOR SHOPPING AT WOODS!
LET US HEAR FROM YOU ON OUR WEBSITE
"CONTACT US" TO BETTER SERVE YOU.

MTCHAFI STORE MANAGER

EN

BOARD ATG
8-15-16

Subway#17256-0 Phone 573-302-7827
5896 highway 54 suite 4
osage beach, mo, 65065
Served by: Lisa D 8/15/2016 3:15:25 pm
Term ID-Trans# 1/A-54290

Qty	Size	Item	Price
2	12"	Ham Sub	11.00
2	12"	Cold Cut Combo Sub	11.00
Sub Total			22.00
Tax Exemptioncamden county developmental			
Total (Eat In)			22.00
Credit Card			22.00
Change			0.00

It's not right, I'll make it right.. Call
Deb 573-302-7827

Approval No: 65253C
Reference No: 622820970488
Card Issuer: Mastercard
Account No: *****0961
Acquired: Swipe
Amount: \$22.00
Date/Time: 8/15/2016 3:15:25 PM

CUSTOMER COPY

Host Order ID: 684-287-769199

Thanks for visiting Subway. Please let
us know how we did today by taking our
survey at www.letsurvey.com

Westin Crown Center
One Pershing Rd.
Kansas City, MO 64108
United States
Tel: 816-474-4400 Fax: 816-391-4438

Edmond Thomas
Po Box 722
Camdenton, MO 65020
UNITED STATES OF AMERICA

EDMOND HOTEL 8-14/8-16
2016 TRANSET/MEDWEST/STATE POLICE TRANSET PARTNERSHIP CONFERENCE

WESTIN®

HOTELS & RESORTS

Page Number	:	1
Guest Number	:	2696749
Folio ID	:	A
Arrive Date	:	13-AUG-16 19:10
Depart Date	:	16-AUG-16 13:43
No. Of Guest	:	1
Room Number	:	727
Club Account	:	

Tax Invoice

Westin Crown Center 16-AUG-16 13:51 RABIMIL

Date	Reference	Description	Charges (USD)	Credits (USD)
13-AUG-16	2133	Brasserie	37.00	
13-AUG-16	RT727	Room Chrg Grp Association	139.00	
13-AUG-16	RT727	State Tax	13.00	
13-AUG-16	RT727	KC Development Fee	1.75	
13-AUG-16	RT727	City Tax	10.43	
14-AUG-16	RT727	Room Chrg Grp Association	139.00	
14-AUG-16	RT727	State Tax	13.00	
14-AUG-16	RT727	KC Development Fee	1.75	
14-AUG-16	RT727	City Tax	10.43	
15-AUG-16	RT727	Room Chrg Grp Association	139.00	
15-AUG-16	RT727	State Tax	13.00	
15-AUG-16	RT727	KC Development Fee	1.75	
15-AUG-16	RT727	City Tax	10.43	
16-AUG-16	VM	Visa/Mastercard-0961		

For Authorization Purpose Only

xxxxxx0961

Date	Code	Authorized
16-AUG-16	67139C	328.36

16-AUG-16 AX American Express-7455

For Authorization Purpose Only

xxxxxx7455

Continued on the next page

EDMOND
PERSONAL
CARD

COMPANY
CARD

MY CARD

-328.36

-201.18

Benefits Training and Consulting

Pay securely with PayPal Thanks for your order

DISABILITY BENEFITS TRAINING (WEBWAY)
FOR RACHEL

You just made a payment of

\$50.00 USD

[Print receipt](#)

Don't see the secure browser? We'll help you re-launch
the window to complete your purchase.

Paid to
Benefits Training and Consulting
wallinginc@aol.com
610-696-1551

[Continue](#)

Ship to
PO Box 722
Camdenton, MO 65020
United States

[Site Feedback](#) #

PayPal. The safer, easier way to pay. For more
information, read our [User Agreement](#) and [Privacy Policy](#).

Rachel, you just completed your payment.

Your receipt number for this payment is: 0501-6089-9947-1844.

We'll send a confirmation email to linda@ccddr.org. This transaction will
appear on your statement as PayPal BENEFITSTRA.

Updating country

Westin Crown Center
One Pershing Rd.
Kansas City, MO 64108
United States
Tel: 816-474-4400 Fax: 816-391-4438

Rachel Baskerville
Po Box 722
Camdenton, MO 65020
UNITED STATES OF AMERICA

RACHEL HOTEL

WESTIN®

HOTELS & RESORTS

Page Number : 1
Guest Number : 2720929
Folio ID : A
Arrive Date : 18-AUG-16
Depart Date : 18-AUG-16
No. Of Guest : 1
Room Number :
Club Account :

Tax Invoice

Westin Crown Center 18-AUG-16 09:25 CINDREE

Date	Reference	Description	Charges (USD)	Credits (USD)
18-AUG-16	VM	Visa/Mastercard-0961		-345.36
		For Authorization Purpose Only		
		xxxxxx0961		
	Date	Code	Authorized	
	18-AUG-16	64565C	345.36	
18-AUG-16	VM	Visa/Mastercard-0961		
		For Authorization Purpose Only		
		xxxxxx0961		
	Date	Code	Authorized	
	18-AUG-16		-345.36	
** Total			345.36	-345.36
*** Balance			0.00	

345.36


Experience Sheraton Club. Upgrade to a higher level of comfort, complete with special touches like complimentary breakfast, a premium selection of beverages and access to the Club lounge. Learn more at www.sheraton.com/club

Continued on the next page

HOTEL & PARKING FOR RACHEL
2016 TRANSIT MIDWEST/STATE PUBLIC
TRANSIT CONFERENCE WAS PAID ON
MY CREDIT CARD, RACHEL FORGOT &
PAID PARKING WITH HER CREDIT CARD
REMOVING ALL CHARGES FROM MY CARD
& PUTTING THEM ON HERS. THIS
STATEMENT REFLECTS CORRECTIONS

[Back to Get Link'd 2016 Health & Transportation Conference](#)

You're going to Get Link'd 2016 Health & Transportation Conference!

 Add to calendar

Share with friends



Tweet



LinkedIn



Facebook



Email

Your order has been saved to My Tickets

- ✓ Order #544673178 2 tickets of \$118.00
- ✓ Tickets have been sent to linda@ccddr.org and each attendee

[GO TO MY TICKETS](#)

Hi Linda,

Message from the organizer:

Event Information

Thank you for your interest in attending our 2nd Annual Get Link'd Health and Transportation Conference!

Read more



Thanks,

Pam Buschjost

Questions about this event?

[CONTACT US](#)[View organizer profile](#)

Registration Information

Ticket #1 — Attendee/Presenter (Non-Vendor) Registration

Name: Rachel Baskerville**Email:** rachel@ccddr.org**Affiliation::** Missouri Rural Health Association**Special Dietary :** None

Ticket #2 — Attendee/Presenter (Non-Vendor) Registration

Name: Edmond Thomas**Email:** ejt@ccddr.org**Affiliation::** Missouri Rural Health Association**Special Dietary :** None

Organize Your Own Event



Millions of people have hosted events on Eventbrite.
You can too!

Account # 7761-2960-4546

Order Details | Order # VGLR1-Z3A20-800

Order Date: 8/4/2016 10:50 AM

Estimated Date of Arrival: 8/16/2016

Order Status: **Processing**

BUSINESS CARDS

SHARLA
GILFORD
BIOE**Shipping Address**Linda Simms
P.O. Box 722 100 Third Street
Camdenton, MO 65020
United States of America
5733179233
CCDDR**Billing Address**Linda Simms
P.O. Box 722 100 Third Street
Camdenton, MO 65020
United States of America
5733179233
CCDDR**Delivery Speed**

Economy

Payment Information

***3221

Exp. 4/2019


Order Total

Product Total \$60.00

Shipping & Processing
Economy - Est. Arrival Aug 16 \$9.99

Sales Tax \$3.84

You Paid:

\$73.83**Standard Business Cards**

VP Copy Copy

Status: **Processing**

Qty 500

Base Price \$20.00

Blank Back Side INCLUDED

Matte INCLUDED

Item Total * **\$20.00****Standard Business Cards**

VP Copy Copy

Status: **Processing**

Intake
Application

=====

CAMDENTON
625 W US HIGHWAY 54
CAMDENTON
MO
65020-9998
2812420020
08/15/2016 (800)275-8777 2:50 PM
=====

Product Description	Sale Qty	Final Price
---------------------	----------	-------------

First-Class Mail Large Envelope (Domestic) (ROLLA, MO 65402) (Weight:0 Lb 6.90 Oz) (Expected Delivery Day) (Wednesday 08/17/2016)	1	\$2.20
Certified (USPS Certified Mail #) (70140150000173096097)	1	\$3.30

Total \$5.50

Credit Card Remitd \$5.50
(Card Name:MasterCard)
(Account #:XXXXXXXXXX3221)
(Approval #:69581C)
(Transaction #:318)

BRIGHTEN SOMEONE'S MAILBOX. Greeting cards available for purchase at select Post Offices.

Text your tracking number to 28777 (2USPS) to get the latest status. Standard Message and Data rates may apply. You may also visit USPS.com USPS Tracking or call 1-800-222-1811.

Order stamps at usps.com/shop or call 1-800-Stamp24. Go to usps.com/clicknship to print shipping labels with postage. For other information call 1-800-ASK-USPS.

U.S. Postal ServiceTM
CERTIFIED MAILTM RECEIPT
(Domestic Mail Only; No Insurance Coverage Provided)

For delivery information visit our website at www.usps.com

ROLLA, MO 65402

7014 0150 0001 7309 6097

Postage	\$3.30
Certified Fee	\$0.00
Return Receipt Fee (Endorsement Required)	\$0.00
Restricted Delivery Fee (Endorsement Required)	\$0.00
Total Postage & Fees	\$5.50

Sent To: Becky Sawyer
Rolla Regional Center
105 Fairgrounds Road
P.O. Box 1098
Rolla, MO 65402

Postmark Here: AUG 15 2016 0020 12 65020

PS Form 3800, August 2006 See Reverse for Instructions

Intake Applications

=====

CAMDENTON
625 W US HIGHWAY 54
CAMDENTON
MO
65020-9998
2812420020
08/18/2016 (800)275-8777 3:26 PM

=====

Product Description	Sale Qty	Final Price
---------------------	----------	-------------

First-Class Mail Large Envelope (Domestic) (ROLLA, MO 65402) (Weight: 0 Lb 9.60 Oz) (Expected Delivery Day) (Saturday 08/20/2016)	1	\$2.83
Certified (USPS Certified Mail #) (70140150000173096110)	1	\$3.30
First-Class Mail Large Envelope (Domestic) (ROLLA, MO 65402) (Weight: 0 Lb 8.30 Oz) (Expected Delivery Day) (Saturday 08/20/2016)	1	\$2.62
Certified (USPS Certified Mail #) (70140150000173096127)	1	\$3.30

Total \$12.05

Credit Card Remit \$12.05

(Card Name: MasterCard)
(Account #: XXXXXXXXXX3221)
(Approval #: 66135C)
(Transaction #: 351)

BRIGHTEN SOMEONE'S MAILBOX. Greeting cards available for purchase at select Post Offices.

Text your tracking number to 28777 (2USPS) to get the latest status. Standard Message and Data rates may apply. You may also visit USPS.com USPS Tracking or call 1-800-222-1811.

Order stamps at usps.com/shop or call 1-800-Stamp24. Go to usps.com/clicknship to print shipping labels with postage. For other information call 1-800-ASK-USPS.

Get your mail when and where you want it with a secure Post Office Box. Sign

U.S. Postal Service™
CERTIFIED MAIL™ RECEIPT
(Domestic Mail Only; No Insurance Coverage Provided)

For delivery information visit our website at www.usps.com

ROLLA, MO 65402

OFFICIAL USE

Postage	\$3.30
Certified Fee	\$0.00
Return Receipt Fee (Endorsement Required)	\$0.00
Restricted Delivery Fee (Endorsement Required)	\$0.00
Total Postage & Fees	\$6.13

Sent To: Becky Sawyer
Rolla Regional Center
105 Fairgrounds Road
P.O. Box 1098
Rolla, MO 65402

PS Form 3800, August 2005 See Reverse for Instructions

7014 0150 0001 7309 6127

U.S. Postal Service™
CERTIFIED MAIL™ RECEIPT
(Domestic Mail Only; No Insurance Coverage Provided)

For delivery information visit our website at www.usps.com

ROLLA, MO 65402

OFFICIAL USE

Postage	\$3.30
Certified Fee	\$0.00
Return Receipt Fee (Endorsement Required)	\$0.00
Restricted Delivery Fee (Endorsement Required)	\$0.00
Total Postage & Fees	\$5.92

Sent To: Becky Sawyer
Rolla Regional Center
105 Fairgrounds Road
P.O. Box 1098
Rolla, MO 65402

PS Form 3800, August 2005 See Reverse for Instructions

Master
File

=====

CAMDENTON
625 W US HIGHWAY 54
CAMDENTON
MO
65020-9998
2812420020
08/18/2016 (800)275-8777 3:29 PM

=====

Product Description	Sale Qty	Final Price
PM 2-Day	1	\$6.45
Flat Rate Env (Domestic) (POPLAR BLUFF, MO 63901) (Flat Rate) (Expected Delivery Day) (Saturday 08/20/2016)		
Certified (USPS Certified Mail #) (70140150000173096103)	1	\$3.30
Return Receipt (USPS Return Receipt #) (9590940304405163356804)	1	\$2.70

Total \$12.45

Credit Card Remitd \$12.45
(Card Name:MasterCard)
(Account #:XXXXXXXXXX3221)
(Approval #:69025C)
(Transaction #:352)

Includes up to \$50 insurance

BRIGHTEN SOMEONE'S MAILBOX. Greeting
cards available for purchase at select
Post Offices.

Text your tracking number to 28777
(2USPS) to get the latest status.
Standard Message and Data rates may
apply. You may also visit USPS.com
USPS Tracking or call 1-800-222-1811.

Save this receipt as evidence of
insurance. For information on filing
an insurance claim go to
<https://www.usps.com/help/claims.htm>.

Order stamps at usps.com/shop or call
1-800-Stamp24. Go to
usps.com/clicknship to print shipping
labels with postage. For other
information call 1-800-ASK-USPS.

Get your mail when and where you want
it with a secure Post Office Box. Sign
up for a box online at
usps.com/postofficebox

7014 0150 0001 7309 6103

U.S. Postal Service™	
CERTIFIED MAIL™ RECEIPT	
(Domestic Mail Only; No Insurance Coverage Provided)	
For delivery information visit our website at www.usps.com	
POPLAR BLUFF, MO 63901	
OFFICIAL USE	
Postage	\$3.30
Certified Fee	\$2.70
Return Receipt Fee (Endorsement Required)	\$0.00
Restricted Delivery Fee (Endorsement Required)	\$0.00
Total Postage & Fees	\$6.45
	\$12.45
Sent To	
Street, Apt. No., or PO Box No.	
City, State, ZIP+4	
PS Form 3800, Aug	
Records	
Popular Bluff Satellite Office	
2351 Kanell Blvd.	
Poplar Bluff, MO 63901	
or Instructions	

Postmark Here
AUG 18 2016
08/18/2016

ANTS
FOR VAN

Welcome to Shell
CAMDENTON JIFFY STOP
CAMDENTON, MO 573-346-3062
57441015807

SHELL
641 WEST HWY 54
CAMDENTON MO 65020

<CUSTOMER COPY>

Description	Qty	Amount
H RAID ANT ROACH OUTD	1	4.99
Subtotal		4.99
Tax		0.37
TOTAL		5.36
CREDIT	\$	5.36

Credit \$5.36
XXXX XXXX XXXX 3221, MASTERCARD
AUTH # 62458C INV # 963793

Customer Copy

Your Bonus Savings
Join Fuel Rewards today...
Members earn \$0.10/gal reward on
Shell V-Power Nitro+ all summer!
Terms and conditions apply.
Offer ends 10/2/16.
See fuelrewards.com for details.

Please come again

ST# 2010 TILL XXXX DR# 1 TRAN# 1019349
CSH: 1 08/24/16 12:11:45

WELCOME TO SHELL
WELCOME
57441015807
SHELL
641 WEST HWY 54
CAMDENTON MO
65020

DATE 08/24/16 12:09
TRAN# 9122484
PUMP# 12
SERVICE LEVEL: SELF
PRODUCT: UNL
GALLONS: 20.177
PRICE/G: \$ 1.999
FUEL SALE \$ 40.33
CREDIT \$40.33

XXXX XXXX XXXX 3221
MASTERCARD
AUTH # 68028C
INV # 963702

Bonus Savings
Join Fuel Rewards...
and earn \$0.10/gal
when you buy Shell
V-Power NiTRO+. See
www.fuelrewards.com
for terms/conditions
- Offer ends 10/2.

Please come again
THANK YOU
HAVE A NICE DAY

DMH #
4368567

GIER OIL #18 535
EAST US HWY 54
CAMDENTON, MO 65020

Gier oil
GP1078708385501
535 E US Hwy 54
Camdenton, Mo
65020

08/25/2016 634611555
09:05:21 AM

XXXXXXXXXXXX3221
MasterCard
INVOICE 04210144
AUTH 67315C

PUMP# 11
REGULAR 15.757G
PRICE/GAL \$1.999
FUEL TOTAL \$ 31.50

Total = \$ 31.50

CREDIT \$ 31.50

THANKS FOR SHOPPING
AT EAGLE STOP!!!